


\$8.95

**DERBI** 


# Laguna Sport



## PARTS CATALOG



**DERBI MOTOR CORPORATION OF AMERICA**  
1852 Langley Avenue • Irvine, CA 92714 • (714) 556-8961



5/1/82

LAGUNA SPORT

INDEX OF DRAWINGS	DRAWING NO.
GROUPS: 01 CHASSIS - 03 SWING ARM - 08 KICK STAND	1
GROUP: 02 FORK	2
GROUPS: 04 GAS TANK - 05 AIR BOX & SIDE COVERS	
07 FENDERS - 15 CHASSIS COMPONENTS	3
GROUPS: 07 FRONT FENDER - 107 REAR FENDER	4
GROUP: 09 HANDLEBAR AND CONTROLLS	5
GROUP: 10 LIGHTING	6
GROUPS: 11 FOOT BRAKE - 12 FRONT WHEEL - 13 REAR WHEEL	7
GROUP: 16 INSTRUMENTS	8
GROUPS: 25 CRANKSHAFT ASSEMBLY - 125 CYLINDER & PISTON	
225 HEAD & COMPRESSION RELEASE	9
GROUP: 26 TORQUE CONVERTER	10
GROUP: 28 TRANSMISSION	11
GROUP: 30 CRANKCASE	12
GROUP: 32 CARBURETOR	13
GROUP: 33 MAGNETO	14
GROUP: 34 EXHAUST SYSTEM	15
GROUP: 35 PEDAL DRIVE	16
GROUP: 51 OWNERS KIT	17

DIAGRAM NO. 1

GROUP: 01 CHASSIS  
 03 SWING ARM  
 08 KICK STAND

	<u>OLD PART NO.</u>	<u>NEW PART NO.</u>	<u>DESCRIPTION</u>	<u>PARTS PER GROUP</u>
1	79.01.01.0	0.A.001.0.001.1	FRAME CHASSIS, BLACK	1
2	79.01.96.0	0.A.001.0.096.1	MOUNT, REAR MOTOR	1
3	77.03.01.0	0.A.003.0.001.1	SWING ARM, BLACK	1
4	25.03.23.0	0.C.003.1.023.1	BUSHING, SWING ARM	2
5	43.03.40.0	0.D.003.0.040.1	BUSHING, INNER PIVOT	2
6	25.03.41.0	0.C.003.0.041.1	AXLE, SWING ARM	1
7	31.15.42.0	0.B.015.1.042.1	WASHER, 12MM	1
8	31.12.32.0	0.B.012.0.032.1	WASHER, 12MM	1
9	00.21.12.0	0.0.21.0.120.00	NUT, 12MM x 1.50	1
10	77.08.01.0	0.A.008.0.001.1	STAND, CENTER	1
11	79.08.07.0	0.A.008.0.007.1	PIVOT PIN, STAND	1
12	79.08.08.0	0.A.008.0.008.1	SPRING, STAND RETURN	1
13	00.471.10	0.0.47.0.110.00	CIRCLIP	1
14	31.08.06.0	0.B.008.0.006.1	RUBBER STOP, STAND	1
15	79.22.23.0	0.A.015.0.023.1	ENGINE FIXING STRAP, FRONT	1
16		0.D.001.3.095.1	MUFFLER SUPPORT, REAR	1
17	00.34.08.0	0.9.34.0.080.00	INTERNAL STAR WASHER Ø8	1
18	00.31.08.0	0.0.31.0.080.00	FLAT WASHER Ø8	3
19	00.21.08.0	0.0.21.0.080.00	NUT, HEX M8	1
20	00.02.8.15	0.0.02.0.815.00	BOLT, HEX M8 x 15	3

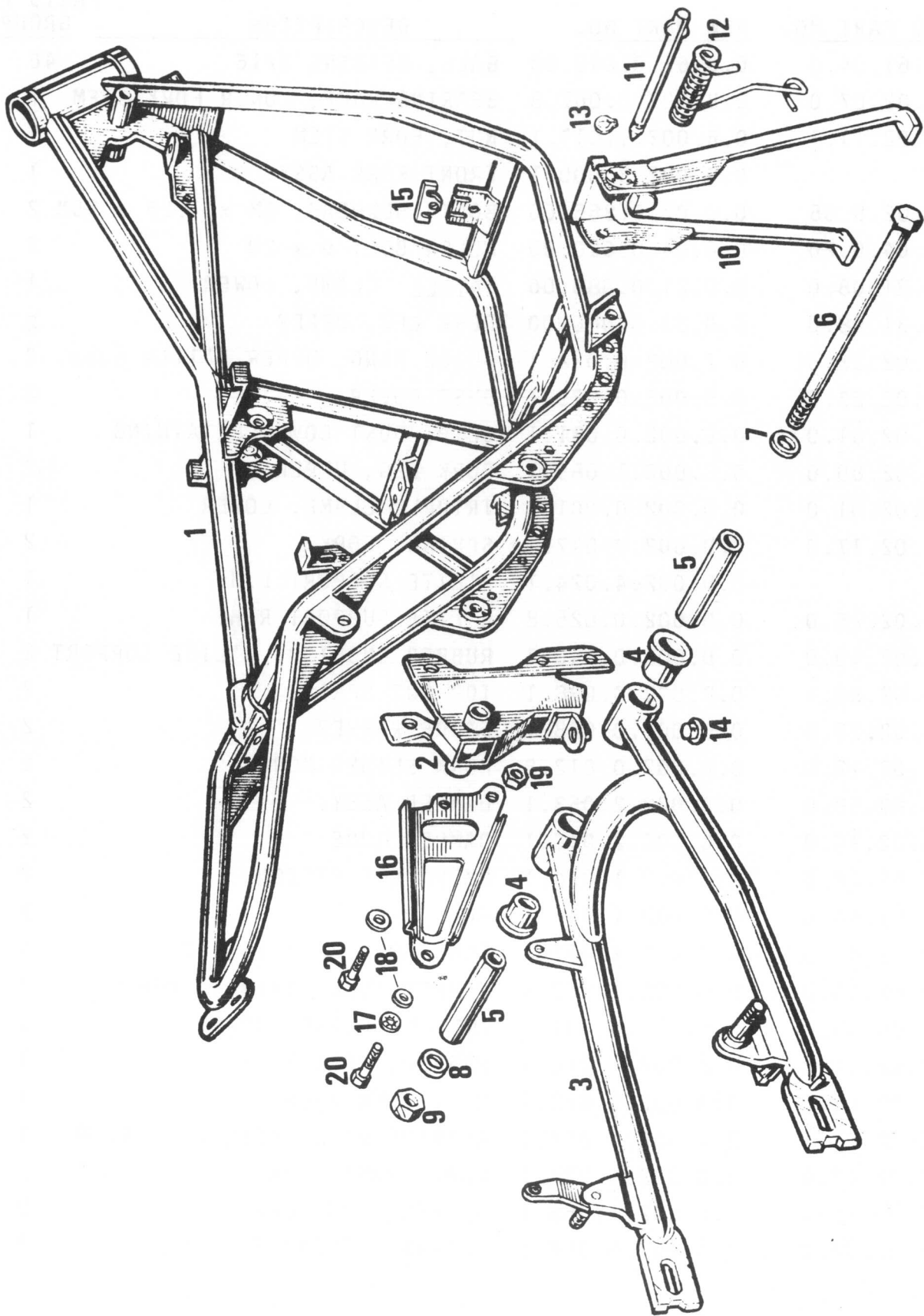


DIAGRAM 2

GROUP: 02 FORK

	<u>OLD PART NO.</u>	<u>NEW PART NO.</u>	<u>DESCRIPTION</u>	<u>PARTS PER GROUP</u>
1	00.61.04.0	0.0.61.0.040.00	BALL, BEARING 3/16	46
2	31.02.07.0	0.B.002.0.007.8	BEARING RACE, LOWER FORK STEM	1
3	31.02.11.1	0.B.002.1.011.1	NUT, FORK STEM	1
4		0.D.002.3.000.1	FRONT FORK ASSY.	1
5	00.02.8.55	0.0.02.0.855.00	BOLT, HEXHEAD, 8M x 1.25 x 55M	2
6	00.04.6.20	0.0.04.0.620.00	ALLEN BOLT 6 x 20	2
7	00.21.08.0	0.0.21.0.080.00	TRIPLE CLAMP, LOWER	1
8	00.31.08.0	0.0.31.0.080.00	FORK LEG, UPPER	2
9	21.02.22.0	0.Z.002.0.022.1	GUIDE RING, UPPER, h'lite supp.	2
10	43.02.23.0	0.D.002.0.023.1	DUST COVER	2
11	25.02.81.0	0.C.002.0.081.1	CLIP, DUST COVER RETAINING	1
12	28.02.89.0	0.C.002.1.089.1	FORK LEG, UPPER	2
13	43.02.01.0	0.D.002.0.001.1	TRIPPLE CLAMP, LOWER	1
14	43.02.17.0	0.D.002.0.017.1	SPRING, FORK	2
15		0.D.002.4.024.1	H'LITE SUPPORT L.H.	1
16	43.02.25.0	0.D.002.0.025.8	H'LITE SUPPORT R.H.	1
17	43.02.40.0	0.D.002.0.040.1	RUBBER CUSHION, H'LITE SUPPORT	2
18	19.02.88.1	0.B.002.0.088.1	TOP OUT SPRING	2
19	31.02.28.0	0.B.002.0.028.1	FIBRE WASHER	2
20	43.02.12.0	0.D.002.0.012.8	FORK SLIDER RORL	2
21	65.02.53.0	0.C.002.2.053.1	DAMPER ASSY.	2
22	65.02.16.0	0.C.002.2.016.1	DAMPER TUBE	2
23	89.02.54.0	0.C.002.1.054.1	HYDRAULIC PISTON	2
24	89.02.56.0	0.C.002.1.056.1	ROLL PIN	2
25	89.02.47.0	0.C.002.1.047.1	FORK SEAL 28 x 40 x 7	4
26	89.02.50.0	0.C.002.1.050.1	DAMPER TUBE FIXING SCREW	2
27	43.20.31.0	0.D.002.0.031.1	TRIPLE CLAMP, UPPER	1
28	56.02.10.0	0.B.002.1.010.1	WASHER, FORK STEM	1
29	85.02.08.0	0.A.002.2.008.1	NUT, FORK STEM	1
30	31.02.07.1	0.B.002.0.007.1	BEARING RACE UPPER FORK STEM	1
31	89.02.27.0	0.D.002.4.027.1	CAP, FRONT FORK	2
32	89.02.63.0	0.C.002.1.063.1	WASHER, FORK CAP	2
33	31.02.06.0	0.B.002.0.006.1	BEARING RETAINER	2

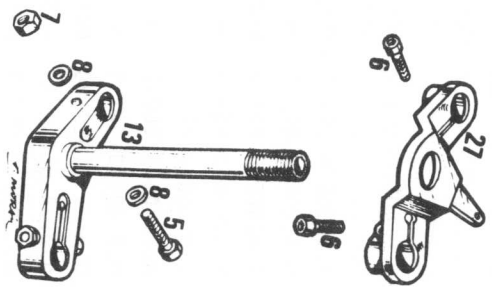
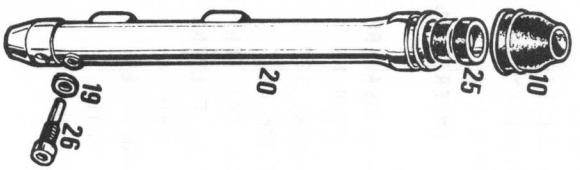
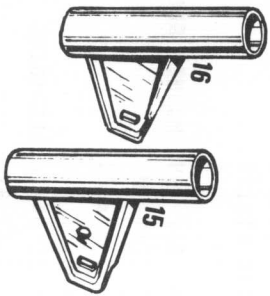

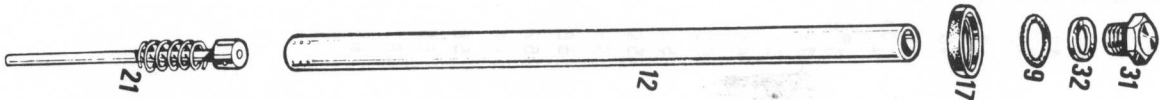
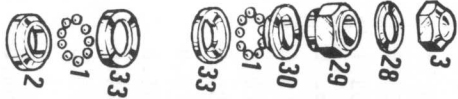



DIAGRAM NO. 3

GROUP: 04 GAS TANK, 05 AIR BOX & SIDE COVERS  
07 FENDERS, 15 CHASSIS COMPONENTS

OLD PART NO.	NEW PART NO.	DESCRIPTION	PARTS PER GROUP
1	11.04.13.0	CAP, GAS TANK	1
2	19.04.18.1	VALVE, FUEL	1
3	81.04.32.0	FUEL LINE, RUBBER	1
4	33.15.05.0	CUSHION, GAS TANK MOUNT, FT.	2
5	43.04.54.0	FUEL TANK	1
6	43.04.11.0	TANK DECAL - DERBI	2
7	43.04.12.0	L.H. TANK STRIPE	1
8	43.04.44.0	R.H. TANK STRIPE	1
9	25.05.47.0	AIR BOX,	1
10	35.15.06.0	CUSHION, GAS TANK MOUNT, REAR	2
11	00.31.06.0	WASHER. FLAT 8M	12
12	00.02.6.29	HEX BOLT, 6 x 20	2
13	77.05.43.0	SIDE PANEL R.H.	1
14	25.05.13.0	BOLT, SIDE PANEL RETAINING	2
15	00.31.08.0	WASHER, FLAT 8M	18
16	31.05.21.0	CUSHION, NYLON	2
17	77.05.19.0	DECAL "SPORT LAGUNA"	2
18	77.05.44.0	SIDE PANEL L.H.	1
19	0.0.006.0.066.1	SADDLE	1
20	43.06.52.0	DECAL "50CC"	2
21	43.06.60.0	TAIL PIECE STRIPE, R.H.	1
22	43.06.61.0	TAIL PIECE STRIPE, L.H.	1
23	00.21.08.0	NUT, 8M x 1.25	7
24	00.34.08.0	WASHER, INTERIOR STAR 8M	8
25	33.06.57.0	WASHER	1
26	00.02.6.10	BOLT, HEX HEAD 6M x 10	2
27	00.34.06.0	WASHER, STAR M6	2
28	31.15.41.0	NUT, ACORN, 12M x 1.25	2
29	31.15.42.0	WASHER 12M	4
30	33.15.06.0	CUSHION, GAS TANK MOUNT, REAR	1
31	79.15.09.0	FOOT PEG, FOLDING	2
32	43.15.18.0	CHAIN GUARD	1
33	43.15.19.0	SHOCK ABSORBER	2
34	09.15.20.1	DRIVE CHAIN	1
35	31.15.21.0	MASTER LINK	1

DIAGRAM NO. 3

OLD PART NO.	NEW PART NO.	DESCRIPTION	PARTS PER GROUP
36	43.06.160	TAIL PIECE, SADDLE	1
37	43.15.69.0	BRACKET, FAIRING LOWER LEFT	1
38	43.15.70.0	BRACKET, FAIRING LOWER RT.	1
39	00.04.8.45	ALLEN BOLT, 8M x 1.25 x 45	2
40	00.21.10.0	NUT, 10M x 1.50	2
41	00.33.10.0	WASHER, LOCK, 10M	2
42	00.02.8.15	BOLT, HEX HEAD 8M x 1.25 x 15	3
43	00.02.8.55	BOLT, HEX HEAD 8M x 1.25 x 55	3
44	68.09.53.1	CABLE STRAP	2
45	55.09.53.0	CABLE STRAP	3
46	43.22.43.0	FAIRING	1
47	82.15.70.0	BOLT	4
48	00.23.06.0	NUT, ACORN 6M x 100	4
49	43.15.75.0	WIND SCREEN	1
50	43.22.45.0	BRACKET, FAIRING, UPPER, R or L	2
51	25.22.24.0	SPACER, MOTOR MOUNT	2
52	50.18.10.0	I.D. TAG	1
53	25.30.68.0	HEAD LIGHT ADAPTOR, FAIRING	1
54	00.23.08.0	ENGINE FIXING STUD, FRONT	2
55	82.15.31.0	NUT, LOCKING, 8M x 1.25	4
56	0.0.015.0.031.1	SCREW, SELF TAPPING	4
57	0.0.015.1.026.1	BRACKET	4
58	00.31.05.0	WASHER, FLAT 5M	4
59	00.34.05.0	WASHER, INTERIOR 5M	4
60	00.21.05.0	NUT, 5M x 80	4
61	00.02.8.20	BOLT, HEX HEAD 8M x 1.25 x 20	2
62	50.18.0.80	SOCKET	2



DERBI 6

DERBI 6

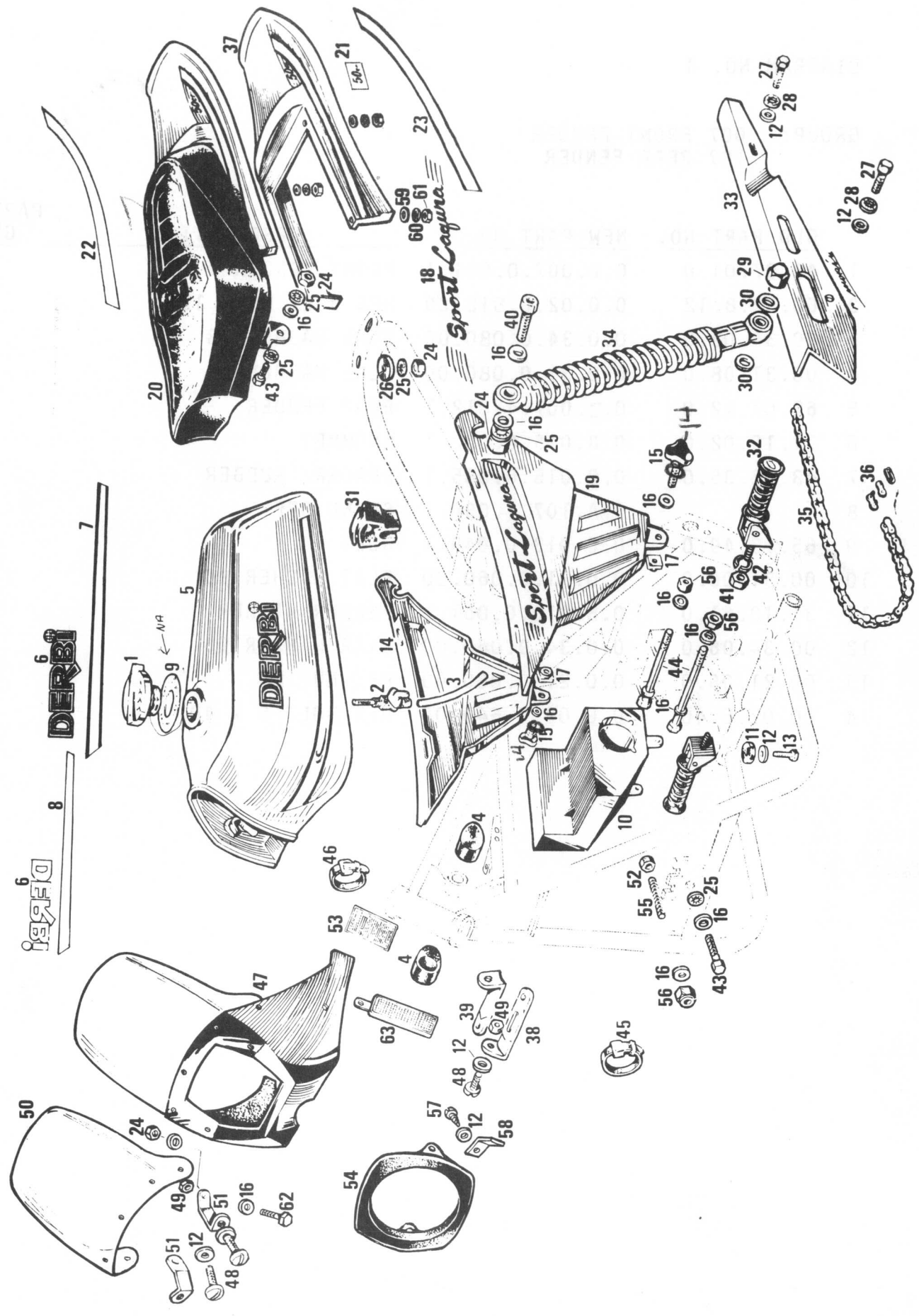


DIAGRAM NO. 4

GROUP: 007 FRONT FENDER  
107 REAR FENDER

	<u>OLD PART NO.</u>	<u>NEW PART NO.</u>	<u>DESCRIPTION</u>	<u>PARTS PER GROUP</u>
1	43.07.01.0	O.D.007.0.001.1	FRONT FENDER	1
2	00.02.8.12	O.O.02.0.812.00	HEX BOLT M8 x 12	4
3	00.34.08.0	O.O.34.0.080.00	STAR WASHER Ø8	4
4	00.31.08.0	O.O.31.0.080.00	FLAT WASHER Ø8	4
5	62.07.12.0	O.Z.007.4.012.1	REAR FENDER	1
6	31.15.02.0	O.B.015.0.002.1	GROMMET	2
7	43.22.35.0	O.D.015.0.035.1	SPACER, RUBBER	1
8		O.A.107.1.036.1	STAND OFF	2
9	65.13.49.0	O.C.013.0.049.1	BOLT	2
10	00.31.06.0	O.O.31.0.060.00	FLAT WASHER Ø6	6
11	31.10.61.0	O.B.010.0.061.1	FENDER WASHER	3
12	00.34.06.0	O.O.34.0.060.00	STAR WAHSER Ø6	4
13	00.21.06.0	O.O.21.0.060.00	HEX NUT M6	4
14	00.02.6.40	O.O.02.0.640.00	HEX BOLT 6 x 40	2

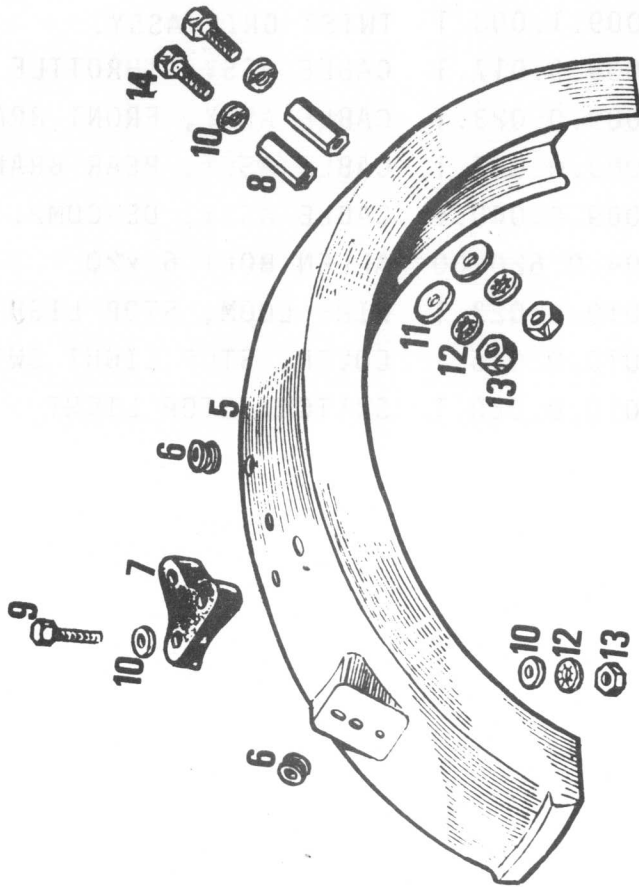



DIAGRAM NO. 5

GROUP: 009 HANDLEBAR AND CONTROLS

	<u>OLD PART NO.</u>	<u>NEW PART NO.</u>	<u>DESCRIPTION</u>	<u>PARTS PER GROUP</u>
1	62.09.47.0	O.Z.009.3.047.1	HANDLE BAR, R.H.	1
2	62.09.48.0	O.Z.009.3.048.1	HANDLE BAR, L.H.	1
3	82.09.20.0	O.A.009.0.020.1	BRAKE LEVER	2
4	82.09.39.0	O.A.009.0.039.1	LEVER, COMPRESSION RELEASE	1
5	31.09.21.0	O.B.009.0.021.1	PIVOT BOLT, BRAKE LEVER	3
6	00.23.05.1	O.O.23.0.051.00	NUT, SELF-LOCKING 5M <sub>x</sub> 8	3
7	31.09.22.0	O.B.009.0.022.1	BUSHING, CABLE GUARD	2
8	28.09.07.0	O.C.009.1.007.1	GRIP, LEFT	1
9	28.09.09.0	O.C.009.1.009.1	GRIP, RIGHT	1
10	28.09.08.0	O.C.009.1.008.1	TWIST GRIP ASSY.	1
11	43.09.17.0	O.D.009.0.017.1	CABLE ASSY, THROTTLE	1
12	43.09.23.0	O.D.009.0.023.1	CABLE ASSY, FRONT BRAKE	1
13	77.09.43.0	O.A.009.0.043.1	CABLE ASSY, REAR BRAKE	1
14	77.09.40.0	O.A.009.0.040.1	CABLE ASSY, DE-COMP.	1
15	00.04.6.20	O.O.04.0.620.00	ALLEN BOLT 6 x20	2
16	50.23.22.1	O.A.010.0.022.1	WIRE LOOM, STOP LIGHT SWITCH	1
17	50.10.76.0	O.A.010.0.076.1	COVER, STOP LIGHT SWITCH	1
18	50.23.20.0	O.A.010.0.020.1	SWITCH, STOP LIGHT	1

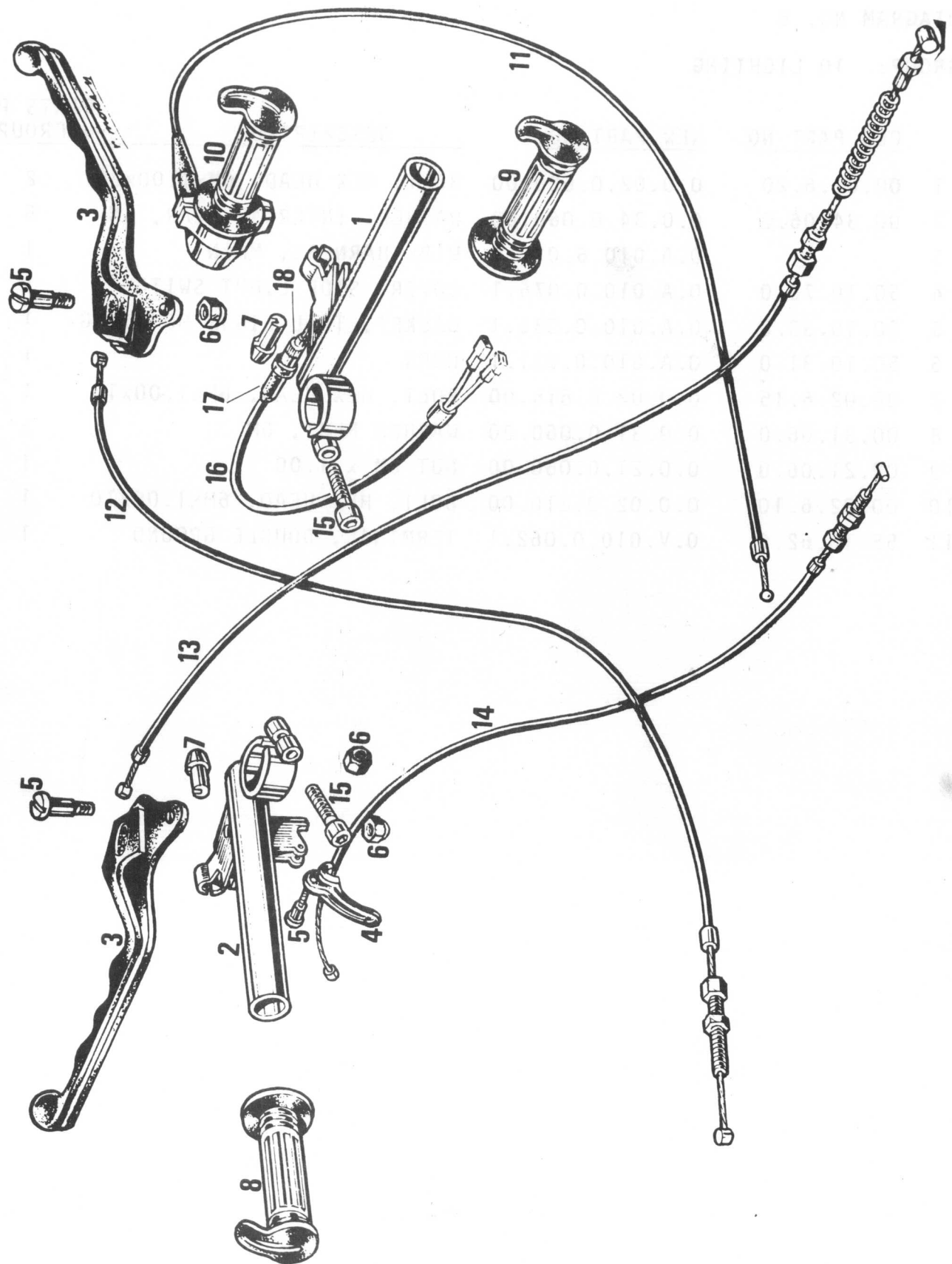


DIAGRAM NO. 6

GROUP: 10 LIGHTING

	<u>OLD PART NO.</u>	<u>NEW PART NO.</u>	<u>DESCRIPTION</u>	<u>PARTS PER GROUP</u>
1	00.02.6.20	0.0.02.0.620.00	BOLT, HEX HEAD, 6Mx1.00x20	2
2	00.34.06.0	0.0.34.0.060.00	WASHER, INTERNAL STAR, 6M	5
3		0.A.010.6.030.1	WIRE HARNESS, MAIN	1
4	50.10.76.0	0.A.010.0.076.1	COVER, STOP LIGHT SWITCH	1
5	50.10.33.0	0.A.010.0.033.1	GASKET, TAIL LIGHT MOUNTING	1
6	50.10.31.0	0.A.010.0.031.1	HORN	1
7	00.02.6.15	0.0.02.0.615.00	BOLT, HEX HEAD, 6Mx1.00x15	1
8	00.31.06.0	0.0.31.0.060.00	WASHER FLAT, 6M	3
9	00.21.06.0	0.0.21.0.060.00	NUT 6M x 1.00	1
10	00.02.6.10	0.0.02.0.610.00	BOLT, HEX HEAD, 6Mx1.00x10	1
11	55.10.62.0	0.V.010.0.062.1	TERMINAL, DOUBLE GROUND	1

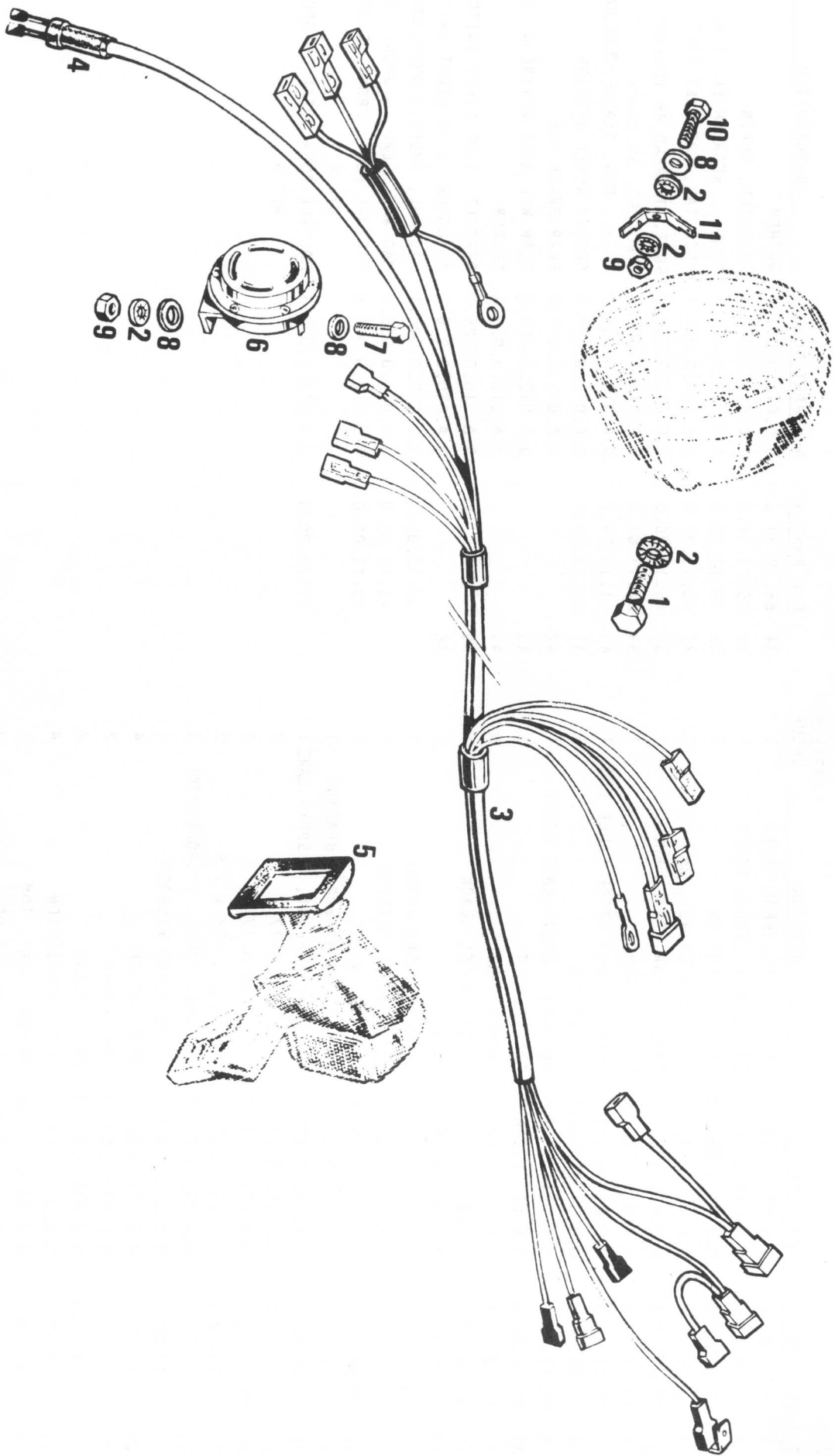


DIAGRAM NO. 7

- GROUP: 11 FOOT BRAKE  
 12 FRONT WHEEL  
 13 REAR WHEEL

DIAGRAM NO. 7

PARTS PER GROUP		DESCRIPTION		PARTS PER GROUP		DESCRIPTION		PARTS PER GROUP	
OLD PART NO.	NEW PART NO.	DESCRIPTION	GROUP	OLD PART NO.	NEW PART NO.	DESCRIPTION	GROUP	OLD PART NO.	NEW PART NO.
1	79.11.01.0	0.A.011.0.001.1	LEVER, FOOT, REAR BRAKE	1	34	65.12.31.0	0.C.012.0.031.1	WASHER	1
2	43.11.17.0	0.D.011.0.017.1	BOLT, BRAKE LEVER, PIVOT	1	35	25.13.17.0	0.C.013.0.017.1	ADJUSTER, CHAIN	2
3	00.31.08.0	0.0.31.0.080.00	WASHER, BLAT 8M	1	36	79.13.18.0	0.A.013.0.018.1	SPACER, REAR WHEEL, L.H.	1
4	00.24.08.0	0.0.24.0.080.00	ELASTIC STOP NUT, 8M 125	1	37	65.13.05.0	0.C.013.0.005.1	LOCK TAB, SPROCKET BOLT, REAR	2
5	79.09.43.0	0.A.009.1.043.1	CABLE, REAR BRAKE, FOOT	1	38	65.13.06.0	0.C.013.0.006.1	BOLT, HEXHEAD 8M 125x25	4
6	31.11.09.0	0.B.011.0.009.1	SPRING, CABLE	1	39	82.13.03.0	0.A.013.1.003.1	SPROCKET, 30 TOOTH	1
7	79.11.11.0	0.A.011.0.011.1	HOLDER, REAR BRAKE CABLE END	1	40	81.13.35.2	0.A.013.0.035.2	WHEEL, MAG, REAR-F.SPOKE, BARE	1
8	00.51.20.0	0.0.51.0.200.00	COTTER PIN	1	41	82.13.09.0	0.A.013.0.009.1	SPACER WHEEL BEARING	1
9	82.11.12.0	0.A.011.0.012.1	ADJUSTER, FOOT BRAKE CABLE	1	42	0.A.013.0.011.1	REAR BRAKE ARM	1	
10	89.12.26.0	0.C.012.1.026.1	AXLE, FRONT	1	43	0.A.013.4.000.1	REAR WHL ASSY W/TIRE & TUBE	1	
11	31.12.31.0	0.B.012.0.031.1	WASHER, AXLE	5	44	0.A.013.3.029.1	SPACER	1	
12	87.12.12.0	0.A.012.1.012.1	COVER, WHEEL BLACK	1	45	0.A.010.0.025.1	BRACKET, STOP LIGHT SWITCH	1	
13	87.12.13.0	0.A.012.0.013.1	RIVIT	3	46	0.A.010.0.026.1	ACTUATOR, STOP LIGHT SWITCH	1	
14	89.12.29.0	0.C.012.0.029.1	SPACER, FRONT WHEEL	1		43.12.08.0	0.D.012.0.008.1	MAG WHL, FRONT, 5 SPOKE, BARE	1
15	31.12.34.1	0.B.012.0.034.1	SEAL, WHEEL BEARING	4		43.13.35.0	0.D.013.0.035.1	MAG WHL, REAR, 5 SPOKE, BARE	1
16	00.56.201	0.0.56.0.201.00	BEARING, WHEEL	4		43.12.00.0	0.D.012.0.000.8	MAG WHL ASSY, FRONT, 5 SPOKE	1
17	31.12.03.0	0.B.012.0.003.1	SPACER, FRONT WHEEL BEARING	1		77.13.00.0	0.A.013.1.000.1	MAG WHL ASSY, REAR, 5 SPOKE	1
18	81.12.08.2	0.A.012.0.008.2	MAG WHEEL, FRONT, F SPOKE, BARE	1				W/T & T	
19	82.12.11.0	0.A.012.1.011.1	TIRE, 250 x 17	2					
20	85.12.10.0	0.A.012.0.010.1	TUBE, 225 x 17	2					
21	31.12.33.0	0.B.012.0.033.1	NUT, AXLE, 12M x 1.5	2					
22		0.A.012.5.000.1	MAG WHL, FRONT, F SPOKE W/T&T	1					
23	50.12.40.0	0.A.012.0.040.1	BRAKE PLATE W/SHOES	2					
24	43.12.21.0	0.D.012.0.021.1	SHOE, BRAKE	4					
25	43.12.77.0	0.D.012.0.077.1	CAM, BRAKE	2					
26	50.12.14.0	0.A.012.0.014.1	BRAKE PLATE	2					
27	50.12.72.0	0.A.012.0.072.1	PLUG, INSPECTION	4					
28	00.33.10.0	0.0.33.0.100.00	WASHER, LOCK, 10M	2					
29	31.13.15.0	0.B.013.0.015.1	NUT, 10M x 1.00	2					
30	31.12.18.0	0.B.012.0.018.1	ARM, BRAKE ACTUATING, FRONT	1					
31	00.471.10	0.0.47.0.110.00	CIRCLIP	2					
32	31.12.24.0	0.B.012.0.024.1	SPRING, BRAKE SHOE RETURN	4					
33	43.12.00.0	0.D.013.0.020.1	AXLE, REAR	1					



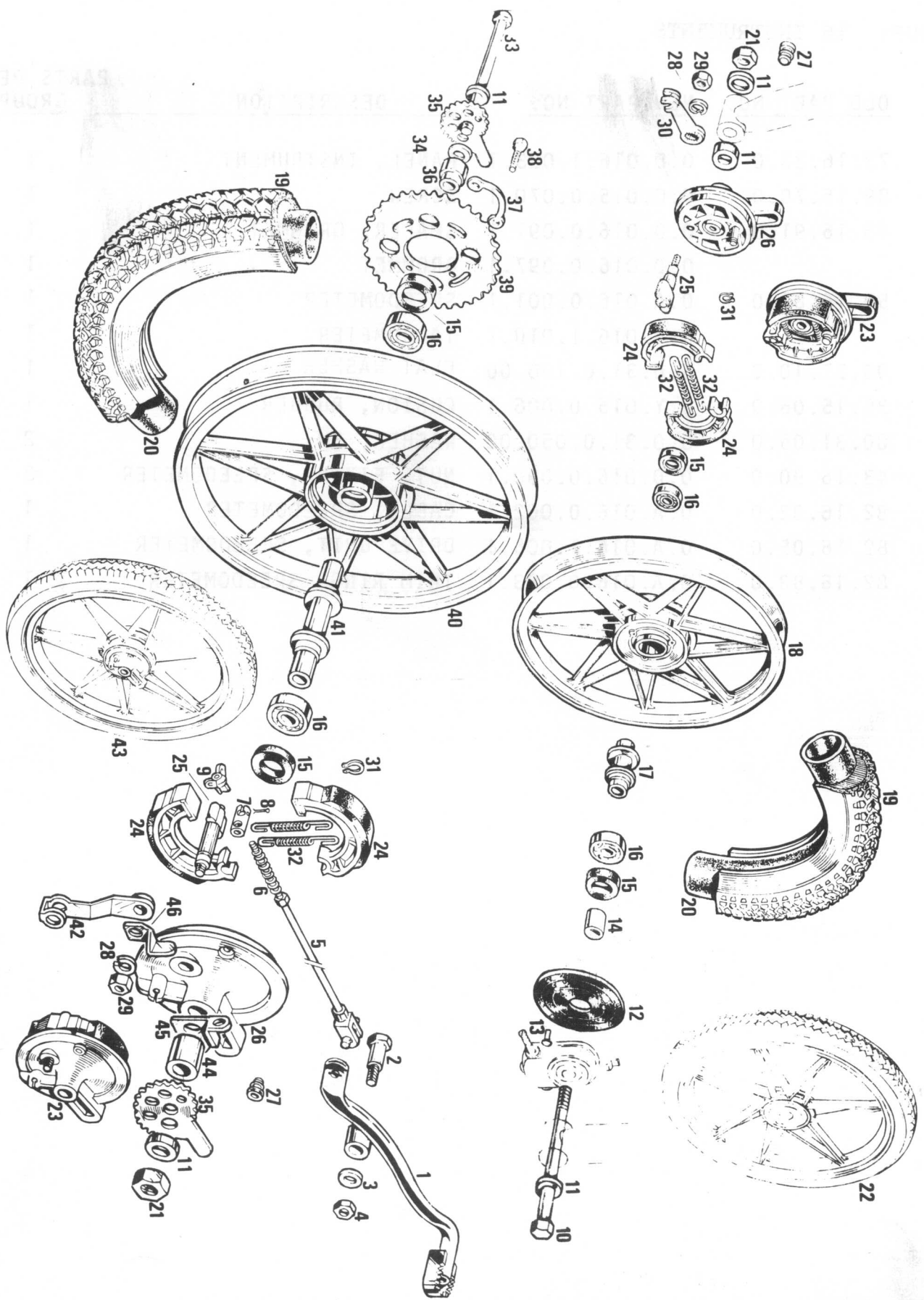


DIAGRAM NO. 8

GROUP: 16 INSTRUMENTS

	<u>OLD PART NO.</u>	<u>NEW PART NO.</u>	<u>DESCRIPTION</u>	<u>PARTS PER GROUP</u>
1	73.16.23.0	O.D.016.1.023.1	PANEL, INSTRUMENT	1
2	89.15.70.0	O.C.015.0.070.1	SCREW	1
3	43.16.91.0	O.D.016.0.091.1	SPACER, GROMMET	1
4		O.D.016.0.097.1	GROMMET	1
5	50.16.01.0	O.A.016.0.001.1	SPEEDOMETER	1
6		O.A.016.1.010.1	TACHOMETER	1
7	00.31.10.0	O.O.31.0.100.00	FLAT WASHER	1
8	35.15.06.0	O.Y.015.0.006.1	CUSION, RUBBER	1
9	00.31.05.0	O.O.31.0.050.00	WASHER, 5M	2
10	43.16.90.0	O.D.016.0.090.1	NUT, FIXING, SPEEDOMETER	2
11	82.16.02.0	O.A.016.0.002.1	CABLE, SPEEDOMETER	1
12	82.16.05.0	O.A.016.1.005.1	DRIVE UNIT, SPEEDOMETER	1
13	82.16.83.0	O.A.016.0.083.1	TRIM RING, SPEEDOMETER	1

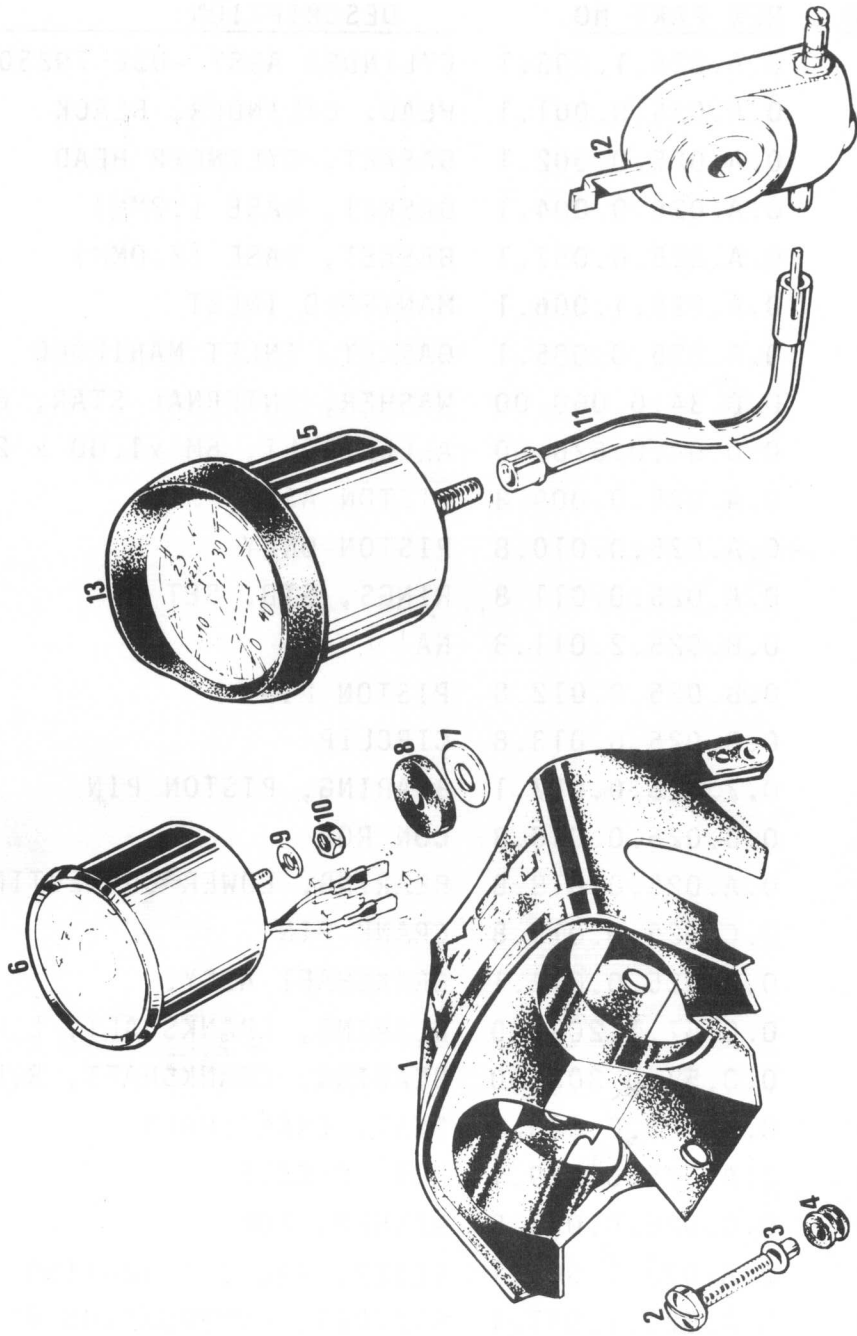
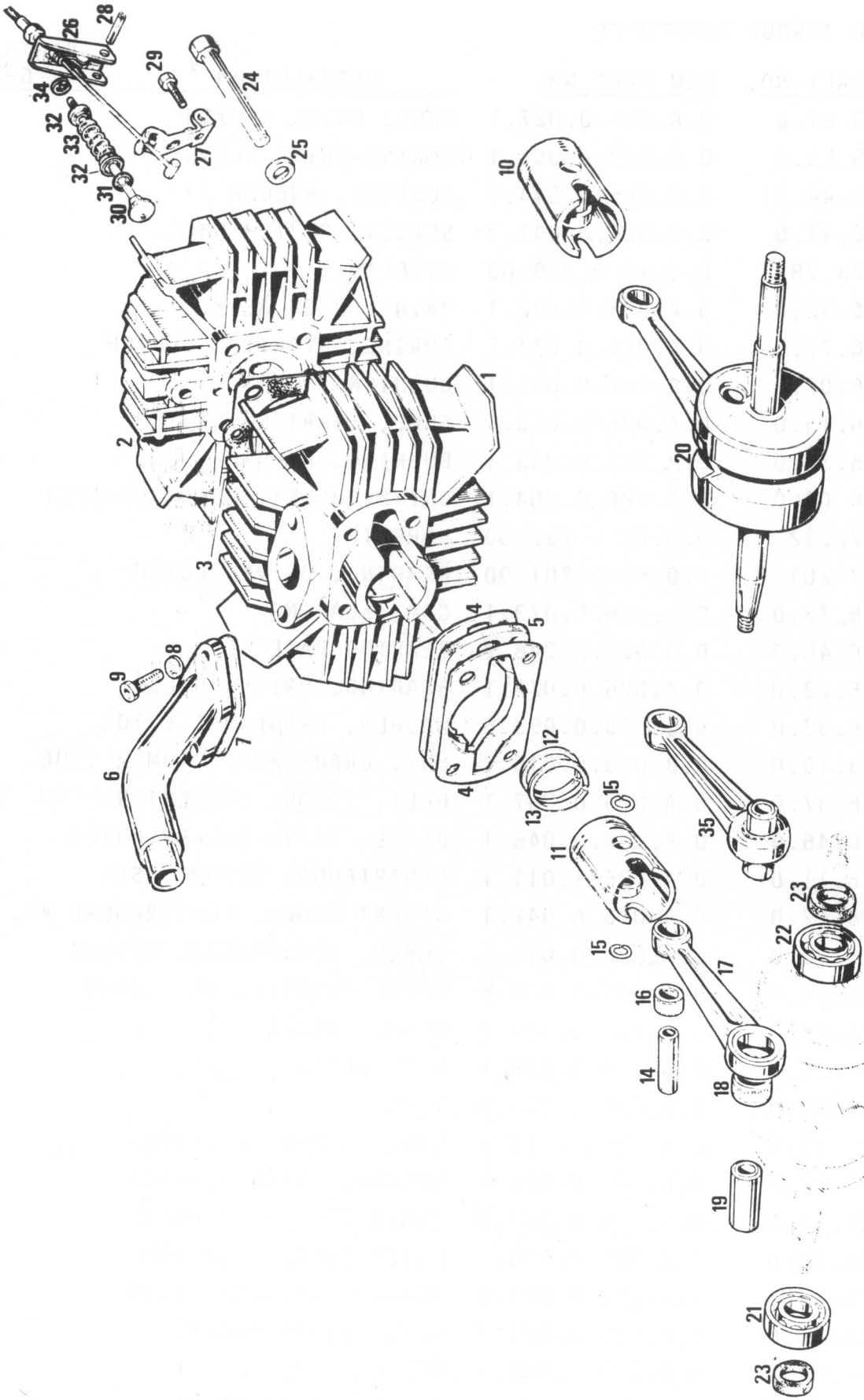


DIAGRAM NO. 9

GROUP: 25 CRANKSHAFT ASSEMBLY  
 125 CYLINDER & PISTON  
 225 HEAD & COMPRESSION RELEASE

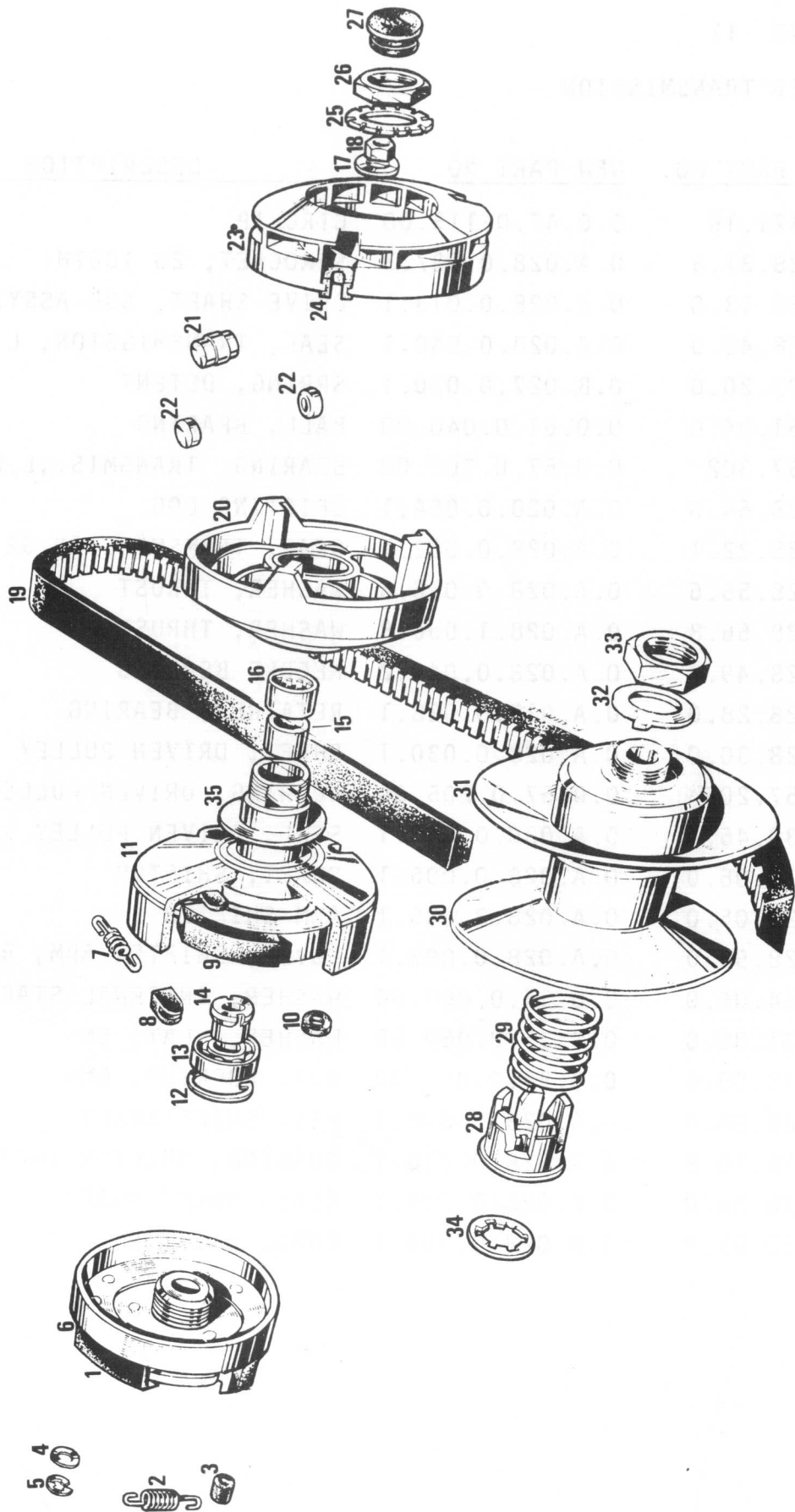
	<u>OLD PART NO.</u>	<u>NEW PART NO.</u>	<u>DESCRIPTION</u>	<u>PARTS PER GROUP</u>
1	77.25.03.0	O.A.025.1.003.1	CYLINDER ASSY -USE 7925030	1
2	79.25.01.0	O.A.025.0.001.1	HEAD, CYLINDER, BLACK	1
3	79.25.02.0	O.A.025.0.002.1	GASKET, CYLINDER HEAD	1
4	82.25.04.0	O.A.025.0.004.1	GASKET, BASE (.2MM)	2
5	82.25.57.0	O.A.025.0.057.1	GASKET, BASE (2.0MM)	1
6	80.25.06.0	O.A.025.1.006.1	MANIFOLD INLET	1
7	82.25.05.0	O.A.025.0.005.1	GASKET, INLET MANIFOLD	1
8	00.34.06.0	O.0.34.0.060.00	WASHER, INTERNAL STAR, 6M	2
9	00.04.6.20	O.0.04.0.620.00	ALLEN BOLT, 6M x1.00 x 20	2
10	80.25.09.0	O.A.025.0.009.8	PISTON ASSY. STD	1
11	80.25.10.0	O.A.025.0.010.8	PISTON ONLY	1
12	80.25.11.0	O.A.025.0.011.8	RINGS, STD. SET	1
13	67.25.11.0	O.B.025.2.011.8	NA	1
14	31.25.12.0	O.B.025.0.012.8	PISTON PIN	1
15	31.25.13.0	O.B.025.0.013.8	CIRCLIP	2
16	21.25.17.0	O.Z.025.0.017.1	BEARING, PISTON PIN	1
17	08.25.17.0	O.B.025.0.016.8	CON ROD	1
18	82.25.18.0	O.A.025.0.018.8	BEARING, LOWER CONNECTING ROD	1
19	03.25.19.0	O.C.025.0.019.8	CRANK PIN	1
20	82.25.14.1	O.A.025.0.014.1	CRANKSHAFT ASSY.	1
21	00.57.213	O.0.57.1.203.00	BEARING, CRANKSHAFT, L.H.	1
22	00.57.303	O.0.57.0.303.00	BEARING, CRANKSHAFT, R.H.	1
23	61.25.23.0	O.B.025.0.023.8	SEAL, CRANKSHAFT	2
24	79.25.29.0	O.A.025.0.029.1	NUT, SLEEVE	4
25	65.25.53.0	O.C.025.0.053.8	WASHER, 10M	4
26	82.31.05.0	O.A.025.1.005.1	LEVER, VALVE ACTUATING	1
27	82.31.11.0	O.A.025.1.011.1	BRACKET, COMPRESSION RELEASE	1
28	82.31.12.0	O.A.025.0.012.1	PIN	1
29	00.04.5.10	O.0.04.0.510.00	ALLEN BOLT - 5M x 80 x10	1
30	82.31.02.0	O.A.025.2.002.1	DECOMPRESSION VALVE	1
31	82.31.09.0	O.A.025.1.009.1	RUBBER WASHER	1
32	82.31.10.0	O.A.025.1.010.1	SPRING GUIDE	2
33	82.31.04.0	O.A.025.1.004.1	COMPRESSION RELEASE SPRING	1
34	00.473.04	O.0.47.0.304.00	CIRCLIP, 4MM	1
	82.31.00.0	O.A.025.2.000.1	COMPRESSION RELEASE ASSY	1
35	82.50.01.0	O.A.025.3.001.1	CONNECTING ROD ASSY	1



## DIAGRAM NO. 10

## GROUP: 26 TORQUE CONVERTER

	<u>OLD PART NO.</u>	<u>NEW PART NO.</u>	<u>DESCRIPTION</u>	<u>PARTS PER GROUP</u>
1	82.36.27.0	O.A.026.0.027.1	SHOE, DRIVE CLUTCH	1
2	82.39.53.0	O.A.039.0.053.1	SPRING-DRIVE CLUTCH SHOE	3
3	82.26.44.0	O.A.026.0.044.1	BUSHING, RUBBER	3
4	82.26.41.0	O.A.026.0.041.1	SPACER, CLUTCH SHOE	3
5	00.473.08	O.O.47.0.308.00	CIRCLIP	3
6	82.26.82.0	O.A.026.0.082.1	MAIN CLUTCH ASSY.	1
7	82.26.77.0	O.A.026.0.077.1	SPRING, STARTING CLUTCH	2
8	82.26.07.0	O.A.026.0.007.1	CUSHION	2
9	82.26.15.0	O.A.026.0.015.1	SHOE, STARTING CLUTCH	1
10	82.26.33.0	O.A.026.0.033.1	BUSHING, NYLON	2
11	82.26.04.0	O.A.026.0.004.1	DRIVE PULLEY, MAIN SUB-ASSY	1
12	00.472.32	O.O.47.0.232.00	CIRCLIP	1
13	00.57.201	O.O.57.0.201.00	BEARING, DRIVE CLUTCH	1
14	82.26.73.0	O.A.026.0.073.1	CAP, BEARING	1
15	82.26.48.0	O.A.026.0.048.1	BEARING RACE	1
16	82.26.72.0	O.A.026.0.072.1	BEARING, DRIVE PULLEY	1
17	65.25.53.0	O.C.025.0.053.8	WASHER, CRANKSHAFT, 10M	1
18	31.13.15.0	O.B.013.0.015.1	NUT, CRANKSHAFT, 10M x 1.00	1
19	82.26.37.0	O.A.026.0.037.1	BELT, TORQUE CONVERTER	1
20	82.26.46.0	O.A.026.0.046.1	PLATE, DRIVE PULLEY OUTER	1
21	82.36.11.0	O.A.026.1.011.1	CENTRIFUGAL WEIGHT ASSY	3
22	82.26.42.0	O.A.026.0.042.1	SILENT BLOCK, CENTIRFUGAL WT.	6
23	82.26.19.0	O.A.026.0.019.1	COVER, CENTRIFUGAL WEIGHT	1
24	82.36.09.0	O.A.026.1.009.1	GUIDE CENTRIF. WE. COVER	3
25	82.26.24.1	O.A.026.0.024.1	WASHER RETAINING	1
26	82.26.26.1	O.A.026.0.026.1	NUT, WEIGHT COVER	1
27	82.26.88.0	O.A.026.0.088.1	PLUG	1
28	82.26.13.0	O.A.026.1.013.1	CAM, TORQUE CONVERTER	1
29	82.26.21.0	O.A.026.0.021.1	SPRING, DRIVEN PULLEY	1
30	80.26.12.0	O.A.026.0.012.1	INNER PULLEY, DRIVEN	1
31	80.36.16.0	O.A.026.0.016.1	OUTER PULLEY, DRIVEN	1
32	82.26.23.2	O.A.026.0.023.2	WASHER, EXTERNAL STAR	1
33	80.26.51.0	O.A.026.0.051.1	NUT, DRIVEN PULLEY	1
34	82.26.02.0	O.A.026.0.002.1	WASHER, SPLINED	1
35	50.36.19.0	O.A.026.0.019.8	WASHER, INTERMEDIATE	1



## DIAGRAM NO. 11

## GROUP: 28 TRANSMISSION

	<u>OLD PART NO.</u>	<u>NEW PART NO.</u>	<u>DESCRIPTION</u>	<u>PARTS PER GROUP</u>
1	00.471.15	0.0.47.0.115.00	CIRCLIP	2
2	82.28.37.3	0.A.028.0.037.3	SPROCKET, 20 TOOTH	1
3	50.28.13.0	0.A.028.0.013.1	DRIVE SHAFT, SUB-ASSY.	1
4	82.28.40.0	0.A.028.0.040.1	SEAL, TRANSMISSION, L.H.	1
5	31.27.20.0	0.B.027.0.020.1	SPRING, DETENT	1
6	00.61.04.0	0.0.61.0.040.00	BALL, BEARING	2
7	00.57.302	0.0.57.0.302.00	BEARING, TRANSMIS.,L.H.,6302	1
8	50.28.64.0	0.A.028.0.064.1	SHIFTING DOG	1
9	82.28.22.1	0.A.028.0.022.1	GEAR, TRANSMISSION 52 TOOTH	1
10	82.28.56.6	0.A.028.0.056.6	WASHER, THRUST	1
11	82.28.56.8	0.A.028.1.056.8	WASHER, THRUST	1
12	82.28.49.2	0.A.028.0.049.2	NEEDLE BEARING	1
13	82.28.28.0	0.A.028.0.028.1	RETAINER, BEARING	1
14	80.28.30.0	0.A.028.0.030.1	SHAFT, DRIVEN PULLEY	1
15	00.57.205	0.0.57.0.205.00	BEARING, DRIVEN PULLEY, 6205	1
16	82.30.46.1	0.A.030.0.046.1	SEAL, DRIVEN PULLEY SHAFT	1
17	82.28.06.0	0.A.028.0.006.1	SHAFT, SHIFTER	1
18	79.28.05.0	0.A.028.2.005.1	ARM SHIFTER	1
19	82.28.93.0	0.A.028.0.093.1	COVER, SHIFTER ARM, RUBBER	1
20	00.34.06.0	0.0.34.0.060.00	WASHER, INTERNAL STAR, 6M	1
21	00.31.06.0	0.0.31.0.060.00	WASHER, FLAT, 6M	1
22	00.23.06.0	0.0.23.0.060.00	NUT, LOCKING, 6MM	2
23	82.28.08.0	0.A.028.0.008.1	PIN, SHIFT SHAFT	1
24	82.28.10.0	0.A.028.0.010.1	BUSHING, SHIFTER THRUST	2
25	82.28.36.0	0.A.028.0.036.1	SEAL, SHIFT SHAFT	1
26	82.28.09.0	0.A.028.0.009.1	FORK, SHIFTER	1



GROUP 30 CRANK  
GROUP 30 CRANK  
GROUP 30 CRANK

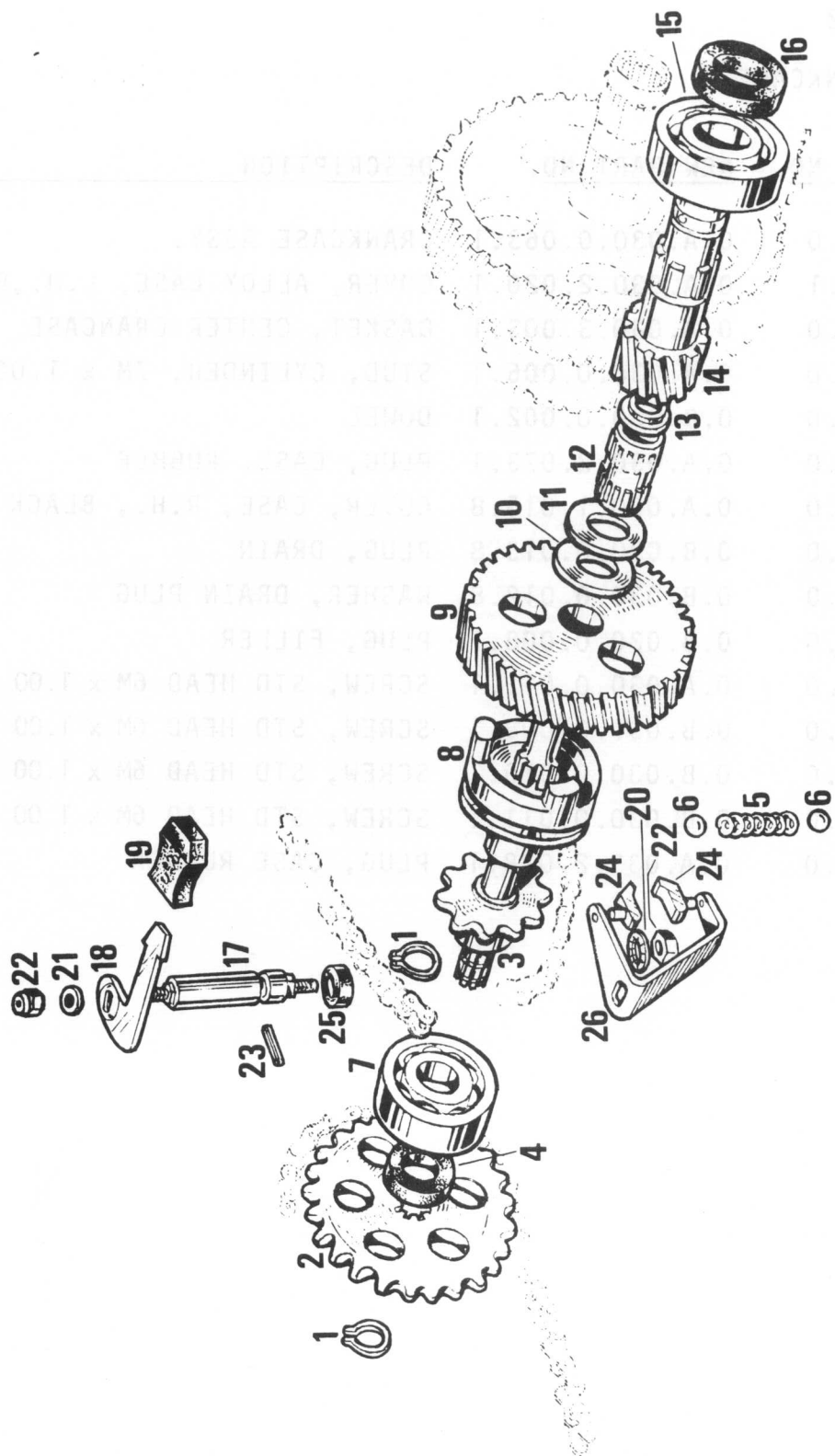
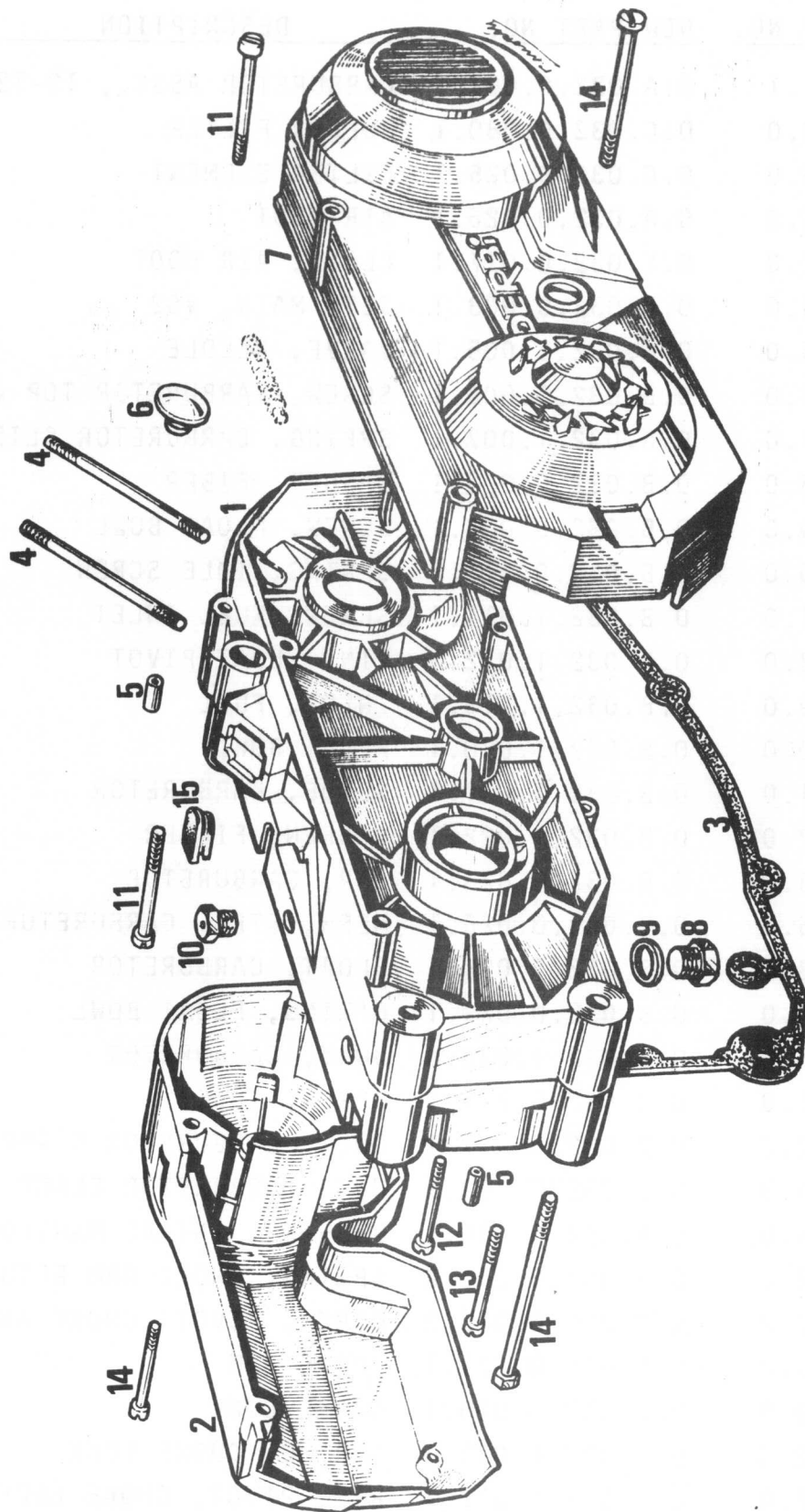


DIAGRAM NO. 12

GROUP 30 CRANKCASE

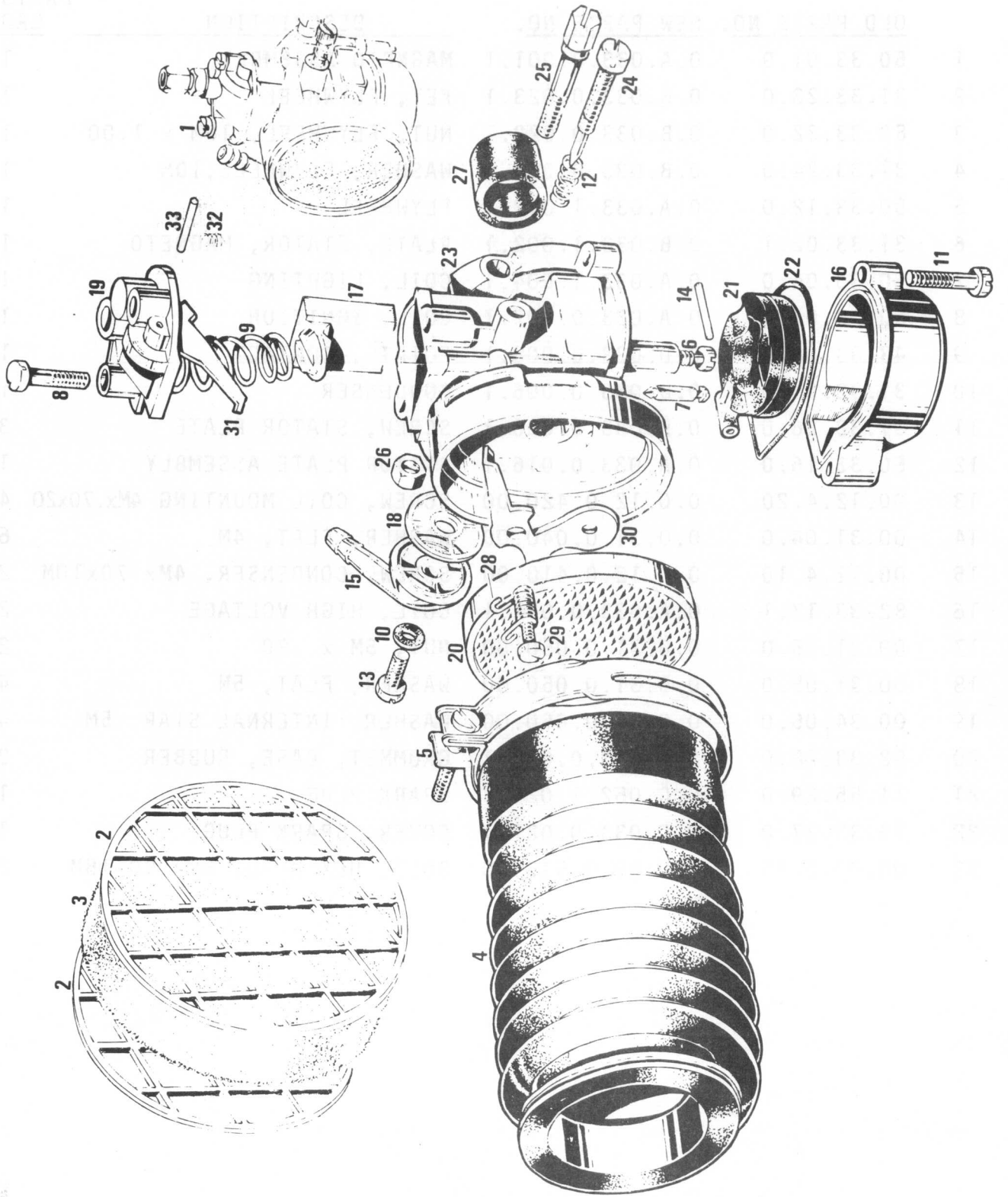
	<u>OLD PART NO.</u>	<u>NEW PART NO.</u>	<u>DESCRIPTION</u>	<u>PARTS PER GROUP</u>
1	79.30.63.0	0.A.030.0.063.1	CRANKCASE ASSY.	1
2	80.30.20.1	0.A.030.2.020.1	COVER, ALLOY CASE, L.H.,BLK	1
3	79.30.03.0	0.A.030.3.003.1	GASKET, CENTER CRANKCASE	1
4	79.30.05.0	0.A.030.0.005.1	STUD, CYLINDER, 7M x 1.00	4
5	31.30.02.0	0.B.030.0.002.1	DOWEL	2
6	79.30.73.0	0.A.030.2.073.1	PLUG, CASE, RUBBER	2
7	85.30.15.0	0.A.030.1.015.8	COVER, CASE, R.H., BLACK	1
8	56.30.13.0	0.B.030.0.013.8	PLUG, DRAIN	1
9	56.30.12.0	0.B.030.0.012.8	WASHER, DRAIN PLUG	1
10	31.30.08.0	0.B.030.0.008.1	PLUG, FILLER	1
11	82.30.11.0	0.A.030.0.011.1	SCREW, STD HEAD 6M x 1.00 x55	5
12	31.30.09.0	0.B.030.0.009.1	SCREW, STD HEAD 6M x 1.00 x50	3
13	31.30.19.0	0.B.030.0.019.1	SCREW, STD HEAD 6M x 1.00 x 45	2
14	31.30.11.0	0.B.030.0.011.1	SCREW, STD HEAD 6M x 1.00 x 35	12
15	79.33.28.0	0.A.033.2.028.1	PLUG, CASE RUBBER	1



## DIAGRAM NO. 13

## GROUP: 32 CARBURETOR

	<u>OLD PART NO.</u>	<u>NEW PART NO.</u>	<u>DESCRIPTION</u>	<u>PARTS PER GROUP</u>
1.	82.32.01.1	O.A.032.0.001.1	CARBURETOR ASSY., 12-12	1
2	25.32.80.0	O.C.032.0.080.1	HOLDER FILTER	2
3	25.32.25.0	O.C.032.0.025.1	FILTER ELEMENT	1
4	79.32.26.0	O.A.032.0.026.1	AIR BOOT	1
5	35.32.27.0	O.Y.032.0.027.1	CLAMP, AIR BOOT	1
6	43.32.03.0	O.D.032.0.003.1	JET, MAIN, #52	1
7	31.32.05.0	O.B.032.1.005.1	VALVE, NEEDLE	1
8	31.32.06.0	O.B.032.0.006.1	SCREW, CARBURETOR TOP CAP	2
9	31.32.07.0	O.B.032.1.007.1	SPRING, CARBURETOR SLIDE	1
10	31.32.08.0	O.B.032.0.008.1	WASHER, FIBER	1
11	31.32.09.0	O.B.032.0.009.1	SCREW, FLOAT BOWL	2
12	31.32.10.0	O.B.032.0.010.1	SPRING, IDLE SCREW	1
13	31.32.11.0	O.B.032.1.011.1	SCREW, FUEL INLET	1
14	31.32.12.0	O.B.032.1.012.1	PIN, FLOAT PIVOT	1
15	31.32.19.0	O.B.032.1.019.1	INLET, FUEL	1
16	31.32.20.0	O.B.032.1.020.1	FLOAT BOWL	1
17	31.32.21.0	O.B.032.1.021.1	SLIDE, CARBURETOR	1
18	31.32.22.0	O.B.032.1.022.1	SCREEN, FILTER	1
19	31.32.23.0	O.B.032.0.023.1	CAP, CARBURETOR	1
20	31.32.25.0	O.B.032.0.025.1	MESH, STEEL CARBURETOR FILTER	1
21	31.32.28.0	O.B.032.1.028.1	FLOAT, CARBURETOR	1
22	31.32.29.0	O.B.032.0.029.1	O'RING, FLOAT BOWL	1
23	31.32.30.0	O.B.032.1.030.8	BODY, CARBURETOR	1
24	31.32.31.0	O.B.032.0.031.1	SCREW, IDLE	1
25	31.32.34.0	O.B.032.0.034.1	BOLT, CARBURETOR CLAMP	1
26	31.32.33.0	O.B.032.0.033.1	NUT, CARBURETOR CLAMP	1
27	31.32.35.0	O.B.032.0.035.1	BUSHING, INTAKE MANIFOLD	1
28	31.32.72.2	O.B.032.0.072.2	SPRING, CHOKE ARM RETURN	1
29	31.32.73.2	9.B.032.0.073.2	SCREW, PIVOT, CHOKE ARM	1
30	11.32.71.0	O.C.032.0.071.1	CHOKE ARM	1
31	11.32.29.0	O.C.032.0.029.1	CHOKE LOCK	1
32	11.32.72.0	O.C.032.0.072.1	SPRING, CHOKE LOCK	1
33	11.32.12.0	O.C.032.0.012.1	PIN, PIVOT, CHOKE LOCK	1



## DIAGRAM NO. 14

## GROUP: 33 MAGNETO

	<u>OLD PARTS NO.</u>	<u>NEW PARTS NO.</u>	<u>DESCRIPTION</u>	<u>PARTS PER GROUP</u>
1	50.33.01.0	O.A.033.0.001.1	MAGNETO ASSEMBLY	1
2	31.33.23.0	O.B.033.0.023.1	KEY, FLYWHEEL	1
3	86.33.22.0	O.B.033.0.022.1	NUT, FLYWHEEL, 10M x 1.00	1
4	31.33.24.0	O.B.033.0.024.1	WASHER, FLYWHEEL, 10M	1
5	50.33.12.0	O.A.033.1.012.1	FLYWHEEL	1
6	31.33.02.1	O.B.033.1.002.1	PLATE, STATOR, MAGNETO	1
7	50.33.04.0	O.A.033.1.004.1	COIL, LIGHTING	1
8	50.33.07.0	O.A.033.0.007.1	COIL, IGNITION	1
9	43.33.08.0	O.D.033.0.008.1	POINTS, CONTACT	1
10	31.33.06.0	O.B.033.0.006.1	CONDENSER	1
11	31.33.26.0	O.B.033.0.026.1	SCREW, STATOR PLATE	3
12	50.33.16.0	O.A.033.0.016.1	STATOR PLATE ASSEMBLY	1
13	00.12.4.20	O.O.12.0.420.00	SCREW, COIL MOUNTING 4Mx.70x20	4
14	00.31.04.0	O.O.31.0.040.00	WASHER, FLAT, 4M	6
15	00.12.4.10	O.O.12.0.410.00	SCREW, CONDENSER, 4Mx.70x10M	2
16	82.33.17.1	O.A.033.0.017.1	COIL, HIGH VOLTAGE	2
17	00.21.05.0	O.O.21.0.050.00	NUT, 5M x .80	2
18	00.31.05.0	O.O.31.0.050.00	WASHER, FLAT, 5M	4
19	00.34.05.0	O.O.34.0.050.00	WASHER, INTERNAL STAR, 5M	4
20	82.33.28.0	O.A.033.0.028.1	GROMMET, CASE, RUBBER	2
21	11.55.29.0	O.C.052.1.029.1	SPARK PLUG	1
22	79.33.27.0	O.C.033.0.027.1	COVER, SPARK PLUG	1
23	00.02.5.15	O.O.02.0.515.00	BOLT, HEX HEAD, 5Mx.80x15M	2

PARTS PER GROUP

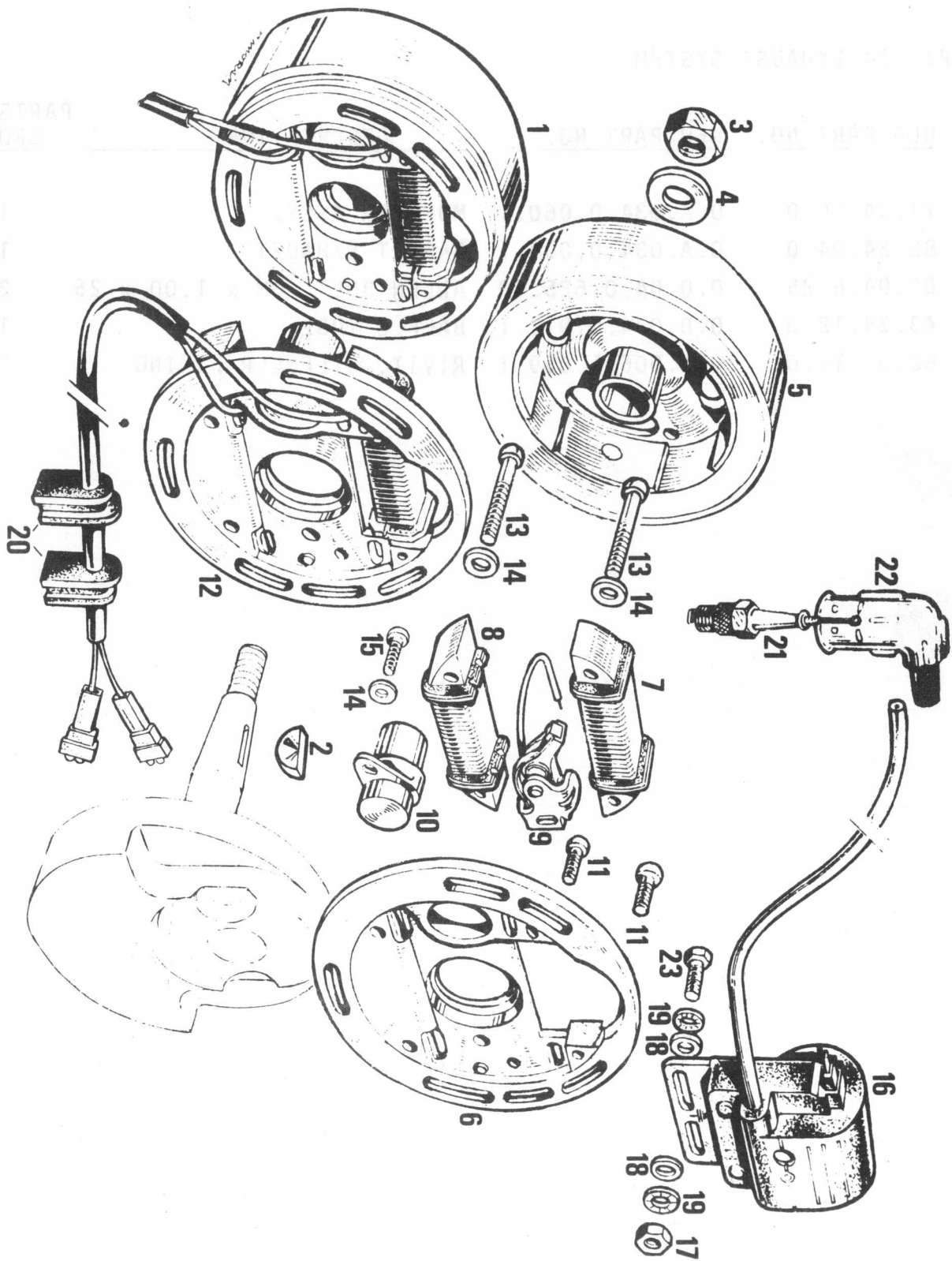


DIAGRAM NO. 15

GROUP: 34 EXHAUST SYSTEM

<u>OLD PART NO.</u>	<u>NEW PART NO.</u>	<u>DESCRIPTION</u>	<u>PARTS PER GROUP</u>
77.34.60.0	0.A.034.0.060.1	MUFFLER ASSY.	1
82.34.04.0	0.A.034.0.004.1	GASKET EXHAUST	1
00.04.6.25	0.0.04.0.625.00	ALLEN BOLT, 6M x 1.00 x 25	2
43.34.12.0	0.D.034.0.012.1	BAFFLE TUBE	1
82.06.19.0	0.A.006.1.019.1	RIVIT, SILENCER FIXING	1





DIAGRAM NO. 16

GROUP: 38 PEDAL DRIVE

OLD PART NO. NEW PART NO. DESCRIPTION

OLD PART NO.	NEW PART NO.	DESCRIPTION
82.38.05.0	82.38.05.0	1. PEDAL DRIVE SHAFT
82.38.06.0	82.38.06.0	2. WASHER
82.38.07.0	82.38.07.0	3. WASHER
82.38.08.0	82.38.08.0	4. WASHER
82.38.09.0	82.38.09.0	5. WASHER
82.38.10.0	82.38.10.0	6. WASHER
82.38.11.0	82.38.11.0	7. WASHER
82.38.12.0	82.38.12.0	8. WASHER
82.38.13.0	82.38.13.0	9. WASHER
82.38.14.0	82.38.14.0	10. WASHER
82.38.15.0	82.38.15.0	11. WASHER
82.38.16.0	82.38.16.0	12. WASHER
82.38.17.0	82.38.17.0	13. WASHER
82.38.18.0	82.38.18.0	14. WASHER
82.38.19.0	82.38.19.0	15. WASHER
82.38.20.0	82.38.20.0	16. WASHER
82.38.21.0	82.38.21.0	17. WASHER
82.38.22.0	82.38.22.0	18. WASHER
82.38.23.0	82.38.23.0	19. WASHER
82.38.24.0	82.38.24.0	20. WASHER
82.38.25.0	82.38.25.0	21. WASHER
82.38.26.0	82.38.26.0	22. WASHER
82.38.27.0	82.38.27.0	23. WASHER
82.38.28.0	82.38.28.0	24. WASHER
82.38.29.0	82.38.29.0	25. WASHER
82.38.30.0	82.38.30.0	26. WASHER
82.38.31.0	82.38.31.0	27. WASHER
82.38.32.0	82.38.32.0	28. WASHER
82.38.33.0	82.38.33.0	29. WASHER
82.38.34.0	82.38.34.0	30. WASHER
82.38.35.0	82.38.35.0	31. WASHER
82.38.36.0	82.38.36.0	32. WASHER
82.38.37.0	82.38.37.0	33. WASHER
82.38.38.0	82.38.38.0	34. WASHER
82.38.39.0	82.38.39.0	35. WASHER
82.38.40.0	82.38.40.0	36. WASHER
82.38.41.0	82.38.41.0	37. WASHER
82.38.42.0	82.38.42.0	38. WASHER
82.38.43.0	82.38.43.0	39. WASHER
82.38.44.0	82.38.44.0	40. WASHER
82.38.45.0	82.38.45.0	41. WASHER
82.38.46.0	82.38.46.0	42. WASHER
82.38.47.0	82.38.47.0	43. WASHER
82.38.48.0	82.38.48.0	44. WASHER
82.38.49.0	82.38.49.0	45. WASHER
82.38.50.0	82.38.50.0	46. WASHER
82.38.51.0	82.38.51.0	47. WASHER
82.38.52.0	82.38.52.0	48. WASHER
82.38.53.0	82.38.53.0	49. WASHER
82.38.54.0	82.38.54.0	50. WASHER
82.38.55.0	82.38.55.0	51. WASHER
82.38.56.0	82.38.56.0	52. WASHER
82.38.57.0	82.38.57.0	53. WASHER
82.38.58.0	82.38.58.0	54. WASHER
82.38.59.0	82.38.59.0	55. WASHER
82.38.60.0	82.38.60.0	56. WASHER
82.38.61.0	82.38.61.0	57. WASHER
82.38.62.0	82.38.62.0	58. WASHER
82.38.63.0	82.38.63.0	59. WASHER
82.38.64.0	82.38.64.0	60. WASHER
82.38.65.0	82.38.65.0	61. WASHER
82.38.66.0	82.38.66.0	62. WASHER
82.38.67.0	82.38.67.0	63. WASHER
82.38.68.0	82.38.68.0	64. WASHER
82.38.69.0	82.38.69.0	65. WASHER
82.38.70.0	82.38.70.0	66. WASHER
82.38.71.0	82.38.71.0	67. WASHER
82.38.72.0	82.38.72.0	68. WASHER
82.38.73.0	82.38.73.0	69. WASHER
82.38.74.0	82.38.74.0	70. WASHER
82.38.75.0	82.38.75.0	71. WASHER
82.38.76.0	82.38.76.0	72. WASHER
82.38.77.0	82.38.77.0	73. WASHER
82.38.78.0	82.38.78.0	74. WASHER
82.38.79.0	82.38.79.0	75. WASHER
82.38.80.0	82.38.80.0	76. WASHER
82.38.81.0	82.38.81.0	77. WASHER
82.38.82.0	82.38.82.0	78. WASHER
82.38.83.0	82.38.83.0	79. WASHER
82.38.84.0	82.38.84.0	80. WASHER
82.38.85.0	82.38.85.0	81. WASHER
82.38.86.0	82.38.86.0	82. WASHER
82.38.87.0	82.38.87.0	83. WASHER
82.38.88.0	82.38.88.0	84. WASHER
82.38.89.0	82.38.89.0	85. WASHER
82.38.90.0	82.38.90.0	86. WASHER
82.38.91.0	82.38.91.0	87. WASHER
82.38.92.0	82.38.92.0	88. WASHER
82.38.93.0	82.38.93.0	89. WASHER
82.38.94.0	82.38.94.0	90. WASHER
82.38.95.0	82.38.95.0	91. WASHER
82.38.96.0	82.38.96.0	92. WASHER
82.38.97.0	82.38.97.0	93. WASHER
82.38.98.0	82.38.98.0	94. WASHER
82.38.99.0	82.38.99.0	95. WASHER
82.38.00.0	82.38.00.0	96. WASHER

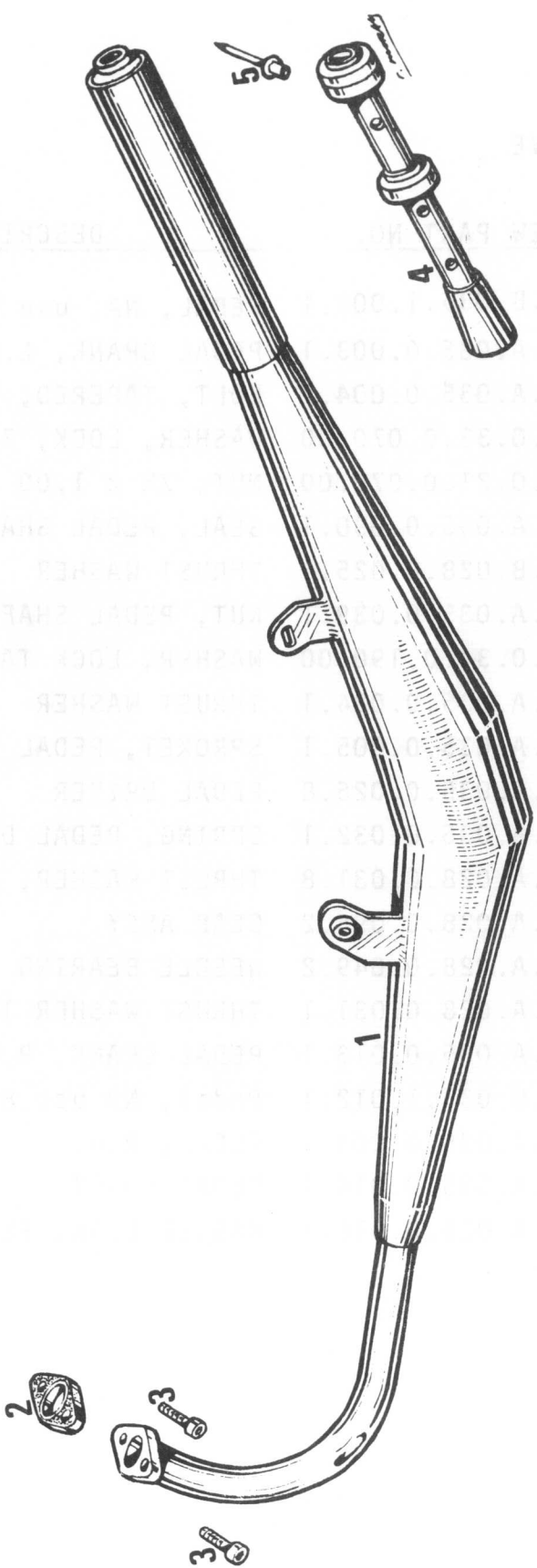


DIAGRAM NO. 16

GROUP: 35 PEDAL DRIVE

	<u>OLD PART NO.</u>	<u>NEW PART NO.</u>	<u>DESCRIPTION</u>	<u>PARTS PER GROUP</u>
1	68.35.02.0	O.B.035.1.002.1	PEDAL, NA, use 8235121P.Pedal Pr.	1
2	82.35.03.0	O.A.035.0.003.1	PEDAL CRANK, L.H.	1
3	82.35.04.0	O.A.035.0.004.1	BOLT, TAPERED, 7M x 1.00	2
4	00.33.07.0	O.O.33.0.070.00	WASHER, LOCK, 7M	2
5	00.21.07.0	O.O.21.0.070.00	NUT, 7M x 1.00	2
6	82.35.30.0	O.A.035.0.030.1	SEAL, PEDAL SHAFT	1
7	31.28.25.1	O.B.028.0.025.1	THRUST WASHER	1
8	82.35.39.0	O.A.035.0.039.1	NUT, PEDAL SHAFT	1
9	00.34.19.0	O.O.34.0.190.00	WASHER, LOCK TAB, SPLINED	1
10	82.35.24.0	O.A.035.0.024.1	THRUST WASHER	1
11	50.35.05.1	O.A.035.0.005.1	SPROKET, PEDAL DRIVE	1
12	82.35.26.0	O.A.035.0.026.8	PEDAL DRIVER	1
13	82.35.32.0	O.A.035.0.032.1	SPRING, PEDAL DRIVER	2
14	82.28.31.0	O.A.028.0.031.8	THRUST WASHER, 2MM	1
15	82.28.96.2	O.A.028.0.096.2	GEAR ASSY.	1
16	82.28.49.2	O.A.028.0.049.2	NEEDLE BEARING	1
17	82.28.31.1	O.A.028.0.031.1	THRUST WASHER 1.4MM	1
18	82.35.13.0	O.A.035.0.013.1	PEDAL CRANK, R.H.	1
19	68.35.12.0	O.B.035.1.012.1	Pedal, NA use 8235121P, Pedal Pr	1
20	81.35.09.1	O.A.035.0.009.1	PEDAL, R.H.	1
21	82.35.14.0	O.A.035.0.014.1	PEDAL SHAFT	1
22	31.35.15.0	O.B.035.0.015.1	MASTER LINK, PEDAL CHAIN	1

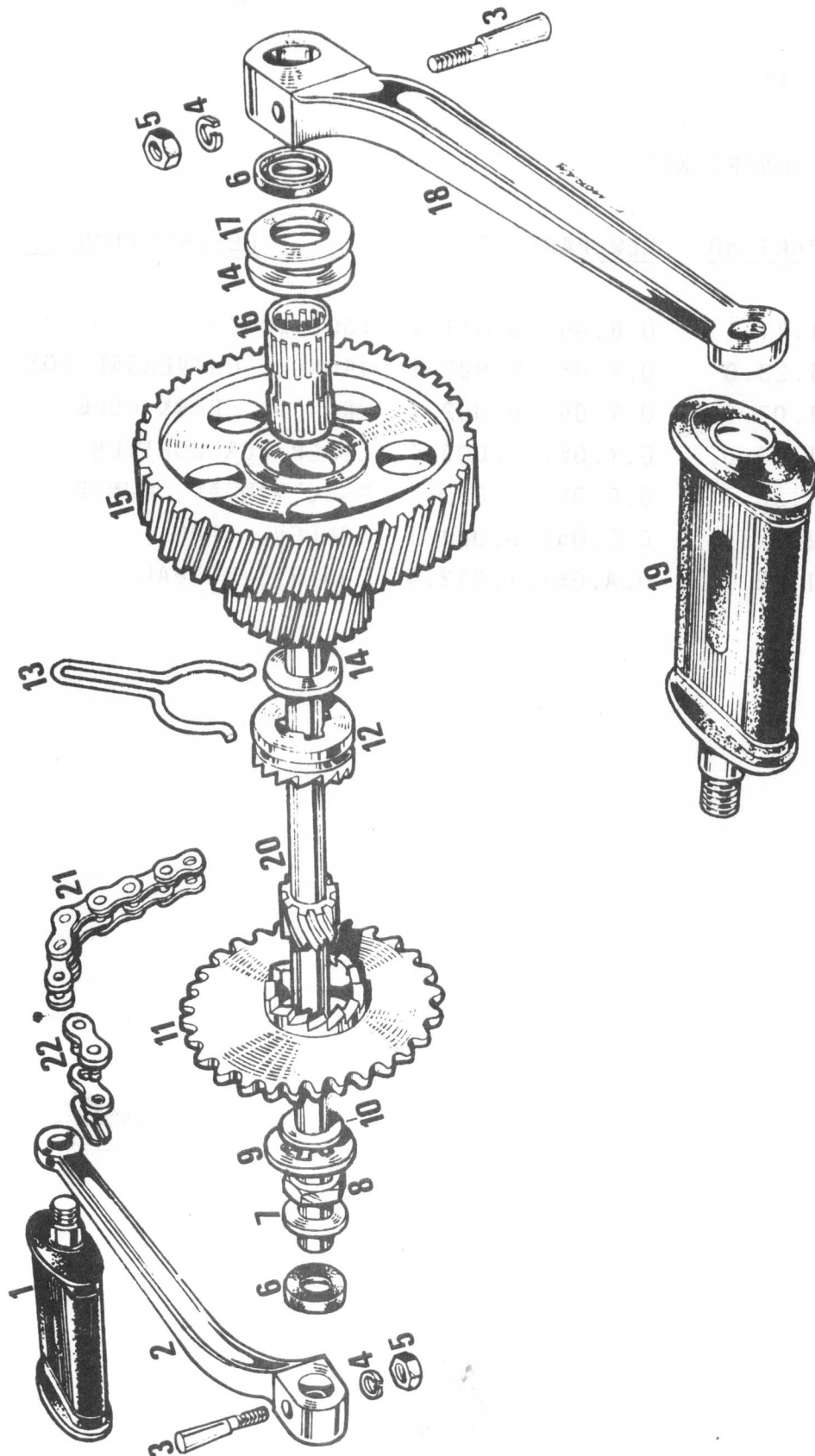


DIAGRAM NO. 17

GROUP: 51 OWNERS KIT

	<u>OLD PART NO.</u>	<u>NEW PART NO.</u>	<u>DESCRIPTION</u>	<u>PARTS PER GROUP</u>
1	31.51.11.1	O.B.051.0.011.1	TOOL POUCH	1
2	31.51.23.0	O.B.051.0.023.1	WRENCH, UNIVERSAL BOX	1
3	35.51.02.0	O.Y.051.0.002.1	WRENCH, SPARK PLUG	1
4	35.51.03.0	O.Y.051.0.003.1	LEVER/SCREWDRIVER	1
5	31.51.30.0	O.B.051.0.030.1	BAG, MANUAL, OWNER	1
6	11.52.24.0	O.C.052.0.024.1	HOLDER, CARD	1
7	50.51.12.1	O.A.051.1.012.1	OWNER'S MANUAL	1

