

DERBI VARIANT SPORT

... A Wolf In Wolf's Clothing

With all the technical innovations incorporated into the new Derbi moped, a result of Derbi's world championship racing experience, the designers at Derbi had their jobs cut out to design a vehicle look to match.

The result; the new Variant Sport. You can feel the power and motion with one look at the Variant Sport's sweeping radical design form, color coordinated alloy mag wheels, engine spoiler, and "competition inspired" tuned exhaust system.



MM
MARINA MOBILI INC.
Exclusive Importers for Derbi Products

DERBI

**1986 World Champion
80cc Road Racing Circuit**

Derbi Variant Sport 1987 Specifications

Motor

Number of cylinders One aluminum cylinder with interior coating of nickel and silicon carbide ("Scanimet").

Type Two-stroke/air cooled.

Bore X Stroke 39.87 x 40mm.

Cylinder displacement 49cc.

Fuel Intake System Crankcase reed valve induction with triple transfer port distribution.

Compression Ratio 10:1.

Engine Rotation Clockwise (viewed from the magneto side).

Carburetor

Type Dell'Orto SHA 12-12 with automatic choke, Intake silencer with incorporated filter which is removable for easy cleaning.

Clutch, Primary Transmission and Variator Ratio

Clutch Fully automatic, centrifugal 50% increased contact surface and isolated from primary transmission.

Primary Transmission One helicoidal gear and reducer in constant mesh on needle bearings.

Variator New high torque variator driven by six centrifugal weights with the broadest range of variator ratio available on automatic mopeds in the world market. Self cooled by forced air ventilation.

Lighting

Headlamp 6v 25/25w High/Low beam equipped.

Tail lamp 6v 5w.

Stoptamp 6v 10w.

Speedometer Light 6v 1.2w.

Ignition

Flywheel Magneto Motoplaf 6v 43w.

Timing Mark 1.8 - 2mm BTDC.

Spark Plug Bosch W5AC—Champion L-82—N.G.K. B7 HS.

Suspension

Front Central axis telescopic fork.

Rear Swing-arm and hydraulic shock absorbers.

Brakes

Front and Rear Internal-expanding shoe drum. Diameter 105mm. Total braking surface: 9.152mm².

Tires

Front and Rear 2 3/4 x 16 inch tube type Universal Tread.

Fuel Tank

Capacity 3.360 Liters (.9 U.S. Gallon).

Dimensions

Total Length 1780mm (70 Inches)

Wheel Base 1200mm (47 1/4 Inches)

Maximum Width 690mm (27 1/8 Inches)

Road Clearance 140mm (5 1/2 Inches)

Seat Height 770mm (30 3/8 Inches)

Dry Weight 55 kg. (125 lbs.)

For More Information, Check With Your Local Dealer

Specifications, Colors and Equipment Subject to Change Without Notice.

**The only question . . .
which to choose
DS-50 or Variant Sport.**

**See your local representative . . .
he'll try to help you decide.**

THE MOPEDDLER
217 EASTERN AVE.
ESSEX, MARYLAND 21221
(301) 574-6565



The only way to tone down your untame Variant Sport is to order it in white!

Color coordinated engine spoiler caps the State of the Art power plant.



DS-50

Derbi Scooter in Red



All operating controls functionally positioned for safety and ease of operation with the instrumentation housed within an aerodynamically designed cowling for reduced drag.



Long plush locking saddle pops up to expose the fuel cap and tool pouch.

DERBI

RABASA



MARINA MOBILI, INC.
Exclusive Importers for Derbi Products

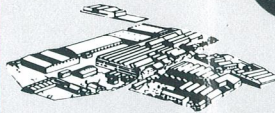
DERBI Start DS-50 takes Scooter Mania one step further by combining the best features of a Scooter and a moped. Enjoy the advantages of a scooter design; greater comfort and protection from road debris while enjoying the benefits of moped registration.

- All Steel Construction Body with Cast Aluminum Wheels (built to withstand some of the worlds worst roads)
- High Torque Variator Engine With State of the Art Nicosil Cylinder (developed from Derbi's years of successful competition in small engine displacement european gran prix racing)
- Loaded with Deluxe Features
 - Electric Start • Flexible Mount Directional Signals
 - Fuel Gauge • Directional Signal Indicator
 - High/Low Beam Headlamp and Indicator
 - Electronic Ignition • Rear Luggage Rack
 - Extra Large Plushly Padded Saddle

TECHNICAL SPECIFICATIONS

Motor	
Number of cylinders	One aluminum cylinder with interior coating of nickel and silicon carbide ("Scanimet").
Type	Two-stroke/air cooled.
Bore X Stroke	39.87 x 40mm.
Cylinder displacement	49cc.
Fuel Intake System	Crankcase reed valve induction with triple transfer port distribution.
Compression ratio	10:1
Engine ratio	Clockwise (viewed from the magneto side).
Carburetor	
Type	Dell'Orto SHA 12-12 with automatic choke. Intake silencer with incorporated filter which is removable for easy cleaning.
Clutch, Primary Transmission and Variator Ratio	
Clutch	Fully automatic, centrifugal 50% increased contact surface and isolated from primary transmission.
Primary Transmission	One helicoidal gear and reducer in constant mesh on needle bearings.
Variator	New high torque variator driven by six centrifugal weights with the broadest range of variator ratio available on automatic scooters in the world market. Self cooled by forced air ventilation.
Maximum Surmountable Incline 30%.	
Lighting	
Headlamp	12v 25/25w High/low beam equipped.
Taillamp	12v 5w.
Stoptlamp	12v 18w.
Turnsignals	Four 12v 10w bulbs.
Dash Lights	Two 12v 1.2w bulbs.
High Beam Indicator	12v 1.2w.
Turnsignal Indicator	12v 1.2w.
Ignition	
Electronic System	Electronic flywheel with battery load and 12v 32w light.
Timing Mark	1.8 - 2mm BTDC.
Spark Plug	Bosch W5AC—Champion L-82—N.G.K. B7 HS.
Suspension	
Front	Central axis telescopic fork. Effective travel = 80mm.
Rear	Swing-arm and hydraulic shock absorbers. Effective travel = 60mm.
Brakes	
Front and Rear	Internal-expanding shoe drum. Diameter 105mm. Total braking surface: 9.152mm ² .
Tires	
Front and Rear	3.00 x 10 inch tube type with 45 degree valve stem.
Fuel Tank	
Capacity	.6 liters (1.6 gallons).
Dimensions	
Total Length	1,715mm (67 1/4 inches).
Wheel Base	1,180mm (46 1/2 inches).
Maximum Width	670mm (26 1/2 inches).
Maximum Height	1,105mm (43 1/2 inches).
Road Clearance	100mm (4 inches).
Seat Height	795mm (31 1/4 inches).
Dry Weight	60kg (132 lbs.)

Manufacturing Facilities
Mollet-Marturelles
(Spain)
Employing 600




It's a Scooter!
It's a Moped!
It's the best of Both!




Full Instrumentation



Full Scooter Design



Fully Functional Retracting Pedals



For More Information, Check With Your Local Dealer

Specifications, Colors and Equipment Subject to Change Without Notice



146 West Commercial Ave., P.O. Box 347 Moonachie, N.J. 07074-1795 • USA
Telephone: 201-438-5700 Telex: 133496 MMobili Moon

**For More Information,
Check With Your Local Dealer**